


| | | |
|--|--------------------|--|
|  Manahej | Science Department | Revision sheet 3: From Seed to Plant. |
| | Grade 1 | |

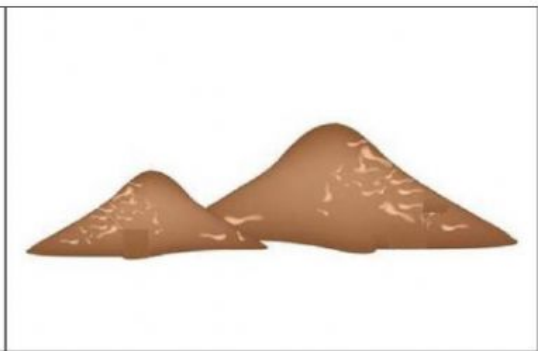

Exercise 1:

A. Drag each work to the suitable place.

sun

water

soil



B. Use the words in the box to **fill** in the blank.

germination

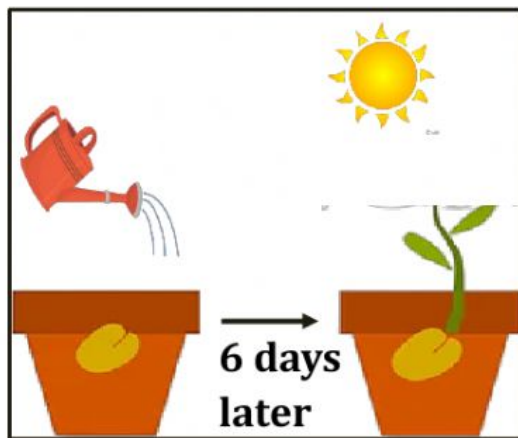
water

sun

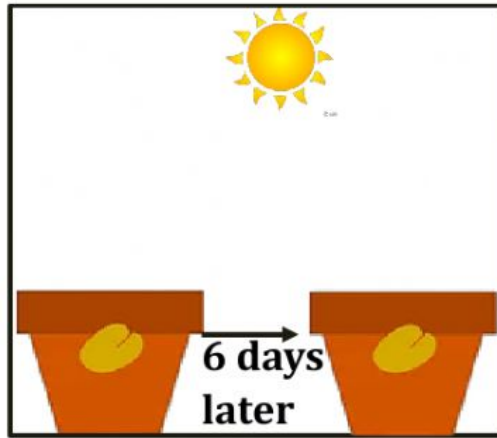
- Seeds need , soil, and heat of the to germinate.
- The allows the seed to give a plant.

- **Exercise 2:**

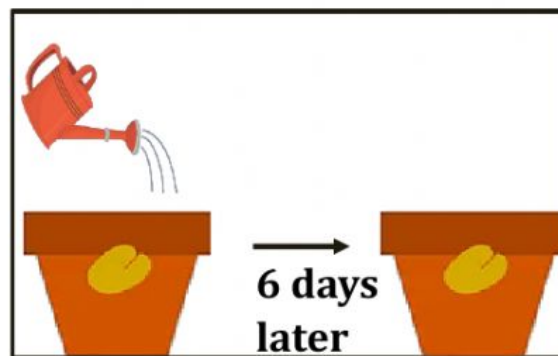
Observe the figures then answer the following questions.



Pot A



Pot B



Pot C

A. **Choose** the correct answer.

| | | |
|----------------------------|-----------|------------------|
| The seeds sown in pot (A). | germinate | do not germinate |
| The seeds sown in pot (B). | germinate | do not germinate |
| The seeds sown in pot (C). | germinate | do not germinate |

B. **Indicate** the correct answer.

- What is missing in pot B?

water

soil

sun

- What is missing in pot C?


water

soil

sun

Exercise 3:

Put the steps of germination of the bean seed in order.



| | | | | | |
|--|--|--|--|--|--|
| | | | | | |
|--|--|--|--|--|--|