



















Magic e



Click on the sound icon. Then, choose the correct spelling for each picture.
















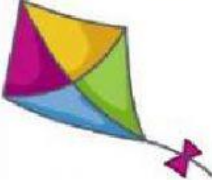
 	a__e	e__e	i__e	o__e	u__e
 	a__e	e__e	i__e	o__e	u__e
 	a__e	e__e	i__e	o__e	u__e
 	a__e	e__e	i__e	o__e	u__e
 	a__e	e__e	i__e	o__e	u__e
 	a__e	e__e	i__e	o__e	u__e
 	a__e	e__e	i__e	o__e	u__e
 	a__e	e__e	i__e	o__e	u__e



Magic e



Click on the sound icon. Then, choose the correct spelling for each picture.













		a__e	e__e	i__e	o__e	u__e
		a__e	e__e	i__e	o__e	u__e
		a__e	e__e	i__e	o__e	u__e
		a__e	e__e	i__e	o__e	u__e
		a__e	e__e	i__e	o__e	u__e
		a__e	e__e	i__e	o__e	u__e
		a__e	e__e	i__e	o__e	u__e
		a__e	e__e	i__e	o__e	u__e



Magic e



Click on the sound icon. Then, choose the correct spelling for each picture.

		a__e	e__e	i__e	o__e	u__e
		a__e	e__e	i__e	o__e	u__e
		a__e	e__e	i__e	o__e	u__e
		a__e	e__e	i__e	o__e	u__e
		a__e	e__e	i__e	o__e	u__e
		a__e	e__e	i__e	o__e	u__e