Apr. 19-23 Station 6: Explain Weather Instruments

After learning about weather and predicting some of our own weather, let's learn about how weather can be measured. There are 6 main types of weather instruments. You will learn about these in the video below. After that, read the descriptions and look at the pictures of each instrument. Make sure to take notes on these! After taking notes, match the correct image to the correct description.

Video Link: https://www.youtube.com/watch?v=ySSyT44nma4

**Take notes on the weather instruments below!**

Wind Vane

A wind vane is a tool that identifies the direction the wind is blowing.

Thermometer

A thermometer is a tool that measures how much heat is in the air.

Weather Satellite

A weather satellite is a tool that takes photographs of big weather events.

LIVEWORKSHEETS

## Rain or Snow Gauge

A rain or snow gauge is a tool that measures how much rain or snow falls over a period of time.

## Sling Psychrometer

A sling psychrometer is a tool that measures humidity, or the amount of water in the air.

## Barometer

A barometer is a tool that measures air pressure.

## Anemometer

An anemometer is a tool that measures wind speed.

## Visibility

Scientists use their eyes as important instruments for measuring visibility, or the distance something can be seen without distortion.

## Observation

Scientists use their eyes as important instruments for making observations.

LIVEWORKSHEETS

Directions: After watching the video and taking notes on the different types of weather measuring instruments, test your knowledge by matching the correct description to the correct picture below.

*Instrument 1*

- Measures heat content of air
- Measures in Celsius or Fahrenheit
- Measurement usually taken 5 feet above ground in a shelter
- Liquid expands or contracts causing it to move up and down a tube

*Instrument 2*

- Measures air pressure
- Weighs the amount of air in a specific place
- Usually measures between 28-31 inches of mercury
- A falling measurement usually means a storm is approaching

*Instrument 3*

- Measures wind speed
- Measures how hard the wind is blowing
- Measured 33 feet above ground level on buildings or airports
- Several cups catch the wind and spin around a pole

*Instrument 4*

- Measures rain or snow over a set period of time
- Measurement reported in inches
- Collecting during high winds can give incorrect readings
- Many different kinds

LIVEWORKSHEETS

*Instrument 5*

- Measures humidity
- Made of two thermometers one with a wet cloth on the end
- If the difference in the thermometers is very large, there is little humidity

*Instrument 6*

- Shows the direction the wind is blowing
- Does not work well with light winds



*Instrument 7*

- Used to take pictures of big weather events
- May have a camera to tell how warm the storm is



*Instrument 8*

- Measure is made up by the person watching the weather
- Describes what the weather looks like
- Provides added information

*Instrument 9*

- The measure of how far you can see
- Measurement can sometimes be zero
- Measurements usually reported in miles



LIVEWORKSHEETS