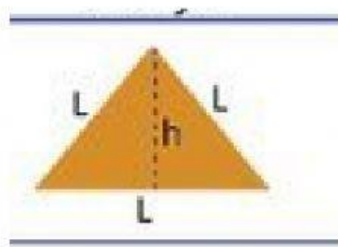




UNE CON UNA LINEA CADA FIGURA CON LA FORMULA QUE LE CORRESPONDE



$$A = \frac{(B \times b) h}{2}$$



$$A = \frac{P \times a}{2}$$



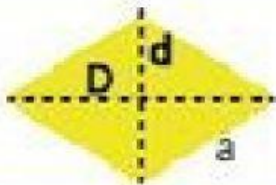
$$A = \frac{D \times d}{2}$$



$$\pi = 3,1416$$

$$A = \pi r^2$$

$$A = b \times a$$



$$A = L \times L$$

$$A = L^2$$



$$A = \frac{b \times h}{2}$$

