

**Primary 1 Science**  
**Worksheet 1: Weather**

Name : \_\_\_\_\_

Marks : \_\_\_\_\_

Class : \_\_\_\_\_

Duration : 30 Minutes

Date : \_\_\_\_\_

Parent's Signature : \_\_\_\_\_

**(A) Fill in the blanks.** *Story for the next four days.*

rainy    sunny    windy    cloudy    snowy



1. \_\_\_\_\_



2. \_\_\_\_\_



3. \_\_\_\_\_



4. \_\_\_\_\_



5. \_\_\_\_\_



**B What can you do during each kind of weather? Tick (✓).**

It is a windy day.



Fly a kite.

Play with snow.

It is a rainy day.



Play outside.

Read a book at home.

It is a sunny day.



Ski.

Play ball outside.

It is a snowy day.




Build a snowman.

Swim outside.



Help Joe and Sue get ready.  
Circle the things they need for each kind of weather.

1.



T-shirt

sunglasses


winter coat

gloves

10

This panel shows a boy named Joe looking out a window at a sunny day with a bright sun and blue sky. To his right are four items of clothing: a green T-shirt, a pair of sunglasses, a pair of colorful gloves, and a light blue winter coat with a fur collar.

2.



boots

earmuffs

raincoat

umbrella

This panel shows a girl named Sue looking out a window at a rainy day with dark clouds and rain falling. To her right are four items of clothing: a pair of yellow boots, a pair of brown earmuffs, a pink raincoat, and a yellow and silver umbrella.



3.



winter coat



gloves




scarf



raincoat




4.



jacket



earmuffs



sunglasses



umbrella

