1) Which is an outlier in this Line plot?

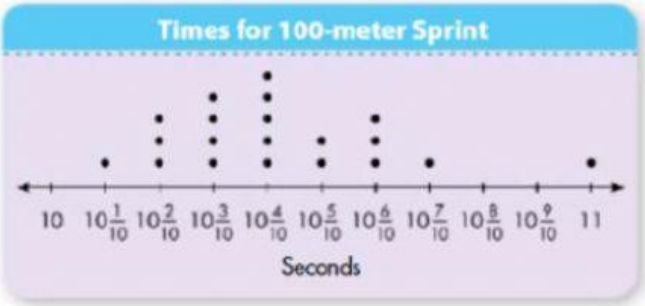

A. 11

B. 10 5/10

2) **How many people are there in all?**

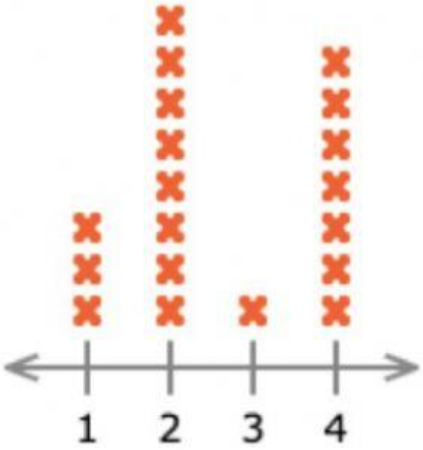

A. 19

B. 15

C. 10

3) Write a fraction and a decimal for the part of the grid that is shaded.

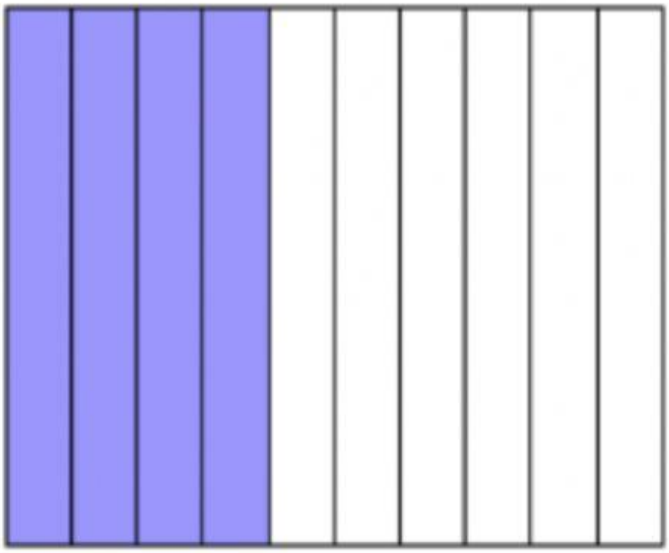

A. 0.4

B. 0.5

C. 0.7

0

LIVEWORKSHEETS

4) write the decimal and a fraction for shaded parts.**?**

A. 1.83, 1 83/100

B. 2.23, 2 23/100

C. 4.34 , 4 34/100

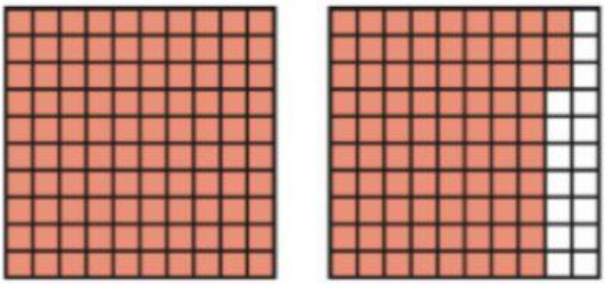

5) How many kids wore walking shoes to school today?

A. 9

B. 10

C. 20

6) Which unit fraction matches this picture?

A. 1/5

B. 1/3

C. 1/6

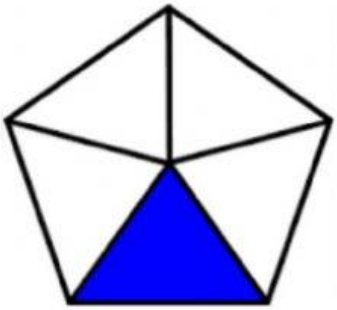

LIVEWORKSHEETS

7) Which decimal does point *M* represent on the number line?

A. 0.6

B. 0.7

C. 0.8

8) Tony's friends ate 0.6 of the appetizers he made.
Which point on the number line best represents 0.6?

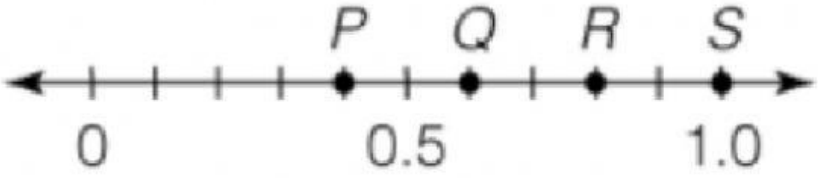

A. R

B. Q

C. S

9) Choose the symbol that makes the statement below true.
0.95_____0.92

A. < **B. >** **C. =**

10) Use place value to compare. Write <, >, or =.

0.45 ◯ 0.28

A. >

B. <

C. =

LIVEWORKSHEETS

11. Write the fraction for the shaded part.

A. 20

B. 10

C. 30



12) Which decimal represents the amount shaded on the models?

A. 1.23

B. 2.3

C. 0.23

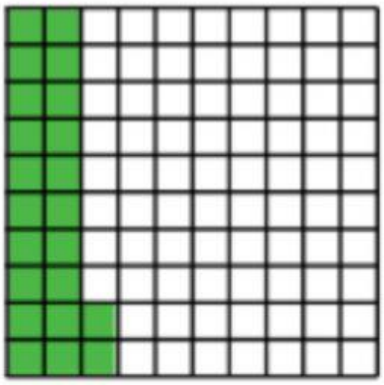

13) write the decimal and a fraction for shaded parts.

A. 1.63, 1 63/100

B. 2. 63, 2 63/100

C. 3.3 , 3 3/10



LIVEWORKSHEETS