


MUSIC 6
QUARTER 3 WORKSHEET NO. 3

Name: _____
Date: _____

Section: _____
Score: _____

MUSIC

Competency: Uses the different repeat marks that are related to form:

1. Da Capo (D.C.)
2. Dal Segno (D.S.)
3. Al Fine (up to the end)
4. D.C. al Fine (repeat from the beginning until the word Fine)
5. $\parallel :: \parallel$
6.  (ending 1, ending 2)

Code: MU6FO -IIIc - 3

BRIEF INTRODUCTION

In any musical composition, repetition of motifs or phrases is allowed for as long as it is necessary. More often than not, the refrain is repeated for so many times. There are also times that only a certain section is needed to be repeated. When this repetition is done in a musical score, it will turn as long as how many pages that the viewers may find it boring to look at. Therefore, it is important that repeat marks and symbols in repeated sections are used and you need to understand and identify their meaning when you see them in a musical score.

SYMBOLS IN REPEATED SECTIONS

1. Repeat Sign

This sign is the most common repeat mark. It is represented by the double bar with two dots. This is marked before and after the measures to be repeated twice. If the measure is to be repeated thrice, the mark 3x is indicated above it.

2. Multiple Endings/ Variations





The use of this repeat sign is called **second ending**. In this mark, the first bracket indicated by the number 1 is the first to be played. And when you repeat playing, the second bracket indicated by the number 2 is to be played.

REPEAT MARKS

1. **Da Capo (D.C.)**- Da Capo means you have to go back to the beginning.
2. **Dal Segno** - Dal Segno means sign. It indicates an additional mark other than Coda and Fine.
3. **al Fine**- The word Fine means end. Al Fine means up to the end.
4. **Da Capo al Fine (D.C. al Fine)**- This means to repeat from the beginning until the word Fine.
5. **Coda** - It is the same as refrain or chorus.
6. **Da Capo al Coda (D.C. al Coda)**- This means to repeat from the beginning and proceed to Coda sign.
7. **Dal Segno al Fine (D.S. al Fine)**- It means to go back at the sign and end at Fine.

Activity 1:

Direction: Match the repeat marks in Column A with their symbols in Column B. Write the letter on the blank before each number.

Column A	Column B
___ 1. Repeat sign	A. 
___ 2. Da Capo al Coda	B. 
___ 3. Dal Segno al Fine	C. 
___ 4. Dal Segno	D. 
___ 5. Multiple Endings/ Variations	E. <i>D.S. al Fine</i>
	F. <i>D.C. al Coda</i>

Activity 2:

Direction: Write TRUE on the line if the statement is correct and FALSE if it is not.

- ___ 1. The repeat sign, marked before and after the measure, is represented by double bar with two dots.
- ___ 2. Dal Segno means start at the beginning.
- ___ 3. The symbol Fine refers to chorus or refrain.
- ___ 4. D.S. al Fine means to go back at the sign and end at the symbol Fine.
- ___ 5. D.C. al Coda means that you have to go back at the start and proceed to Coda.

PARENT'S SIGNATURE

Prepared by:

RACHEL JOI C. FAINA

