



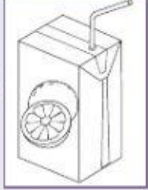



# Working with Words

## 3 Read and match.

Match the pictures to the phrases.

<p>1 </p>	<p>4 </p>	<p>a can of cola</p> <p>a bag of crisps</p> <p>a tin of peas</p> <p>a bottle of water</p> <p>a carton of orange juice</p> <p>a jar of honey</p>
<p>2 </p>	<p>5 </p>	
<p>3 </p>	<p>6 </p>	

## 4 Think and write.

Think of more types of food for each container.

