LEMBAR KERJA PESERTA DIDIK

SIMETRI LIPAT DAN SIMETRI PUTAR

NAMA :

KELAS :

TUJUAN PEMBELAJARAN

1. Dengan menonton video, siswa dapat memahami simetri lipat dan simetri putar pada bangun datar.
2. Dengan melakukan percobaan, siswa dapat menentukan simetri lipat dan simetri putar bangun datar.

Petunjuk Kegiatan!

1. Materi akan disajikan pada video pembelajaran.
2. Gambarlah bangun datar seperti pada gambar di bawah ini. Lalu lakukan percobaan untuk mencari simetri lipat, sumbu simetri dan simetri putar.
3. Lengkapilah tabel yang tersedia

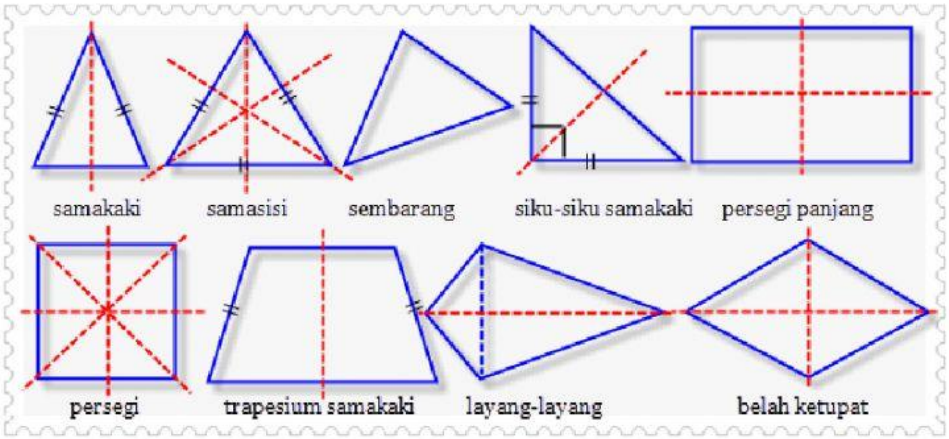

A. Perhatikan gambar di atas , lalu lengkapi tabel di bawah ini dengan tepat!

NO	Gambar Bangun	Nama bangun	Jumlah simetri lipat	Jumlah Sumbu simetri	Jmlah Simetri Putar
1.	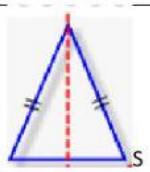 S				

LIVEWORKSHEETS

2	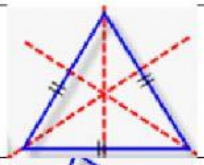				
3.	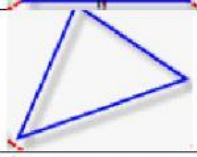				
4	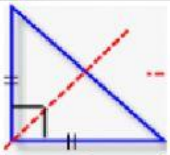				
5	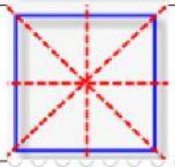				
6					
7	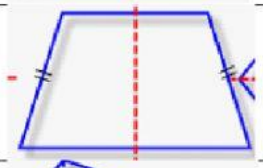				
8	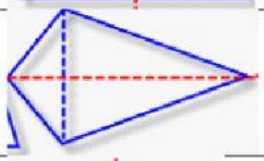				
9	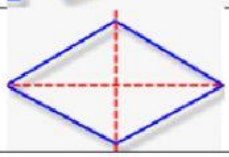				

LIVEWORKSHEETS