Name: Grade: Date:

SCIENCE QUIZ

1 A force can be a

a) push or pull
b) colour of shape
c) sound of light

2 Which action is a push?

a) pushing a door
b) pulling a bag
c) pulling a rope

3 What can a force change?

a) the movement of an object
b) the colour of an object
c) the name of an object

4 Tom pushes a toy car harder. What will probably happen?

a) The car moves faster.
b) The car changes colour.
c) The car disappears.

5 A force can change the shape of an object.Which one is an example?

a) Squeezing a ball
b) Looking at a ball
c) Naming a ball

6 Mia has a new bike. She wants to go faster. She must increase the speed by

a) Pulling on the brakes
b) Pushing on the pedals

There are small forces and big forces. Omar pulls his toys with elastic. Elastic can stretch.



7 Which toy needs a big pull to make it move?

a) A
b) B
c) C

8 Which toy needs the smallest pull to make it move?

a) A
b) B
c) C

9 Number these things in order from slowest to quickest:

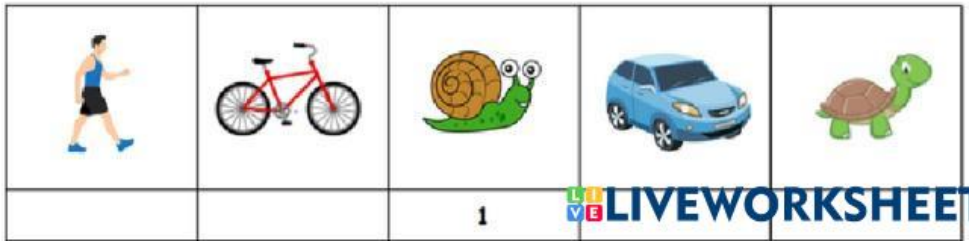

LIVEWORKSHEETS

Name:_____ Date:_____

Fill in the blank

1. The bird is different from the zebra because the bird has _____ and the zebra has_____.
2. The bird is the same as a human because they both have two _____.
3. The zebra is the same as the human because they both have _____.
4. The bird is different from the human because it flies and the human _____.

walks feathers legs hair

LIVEWORKSHEETS

Look at these animals.



2 Fill in this tally chart.

0 legs	2 legs	4 legs	6 legs	8 legs

3 Fill in this block graph.

Numbers of animals						
	5					
	4					
	3					
	2					
	1					
		0 legs	2 legs	4 legs	6 legs	8 legs

LIVEWORKSHEETS

Challenge

Arun makes a block chart about the colour of animals he found in the park.

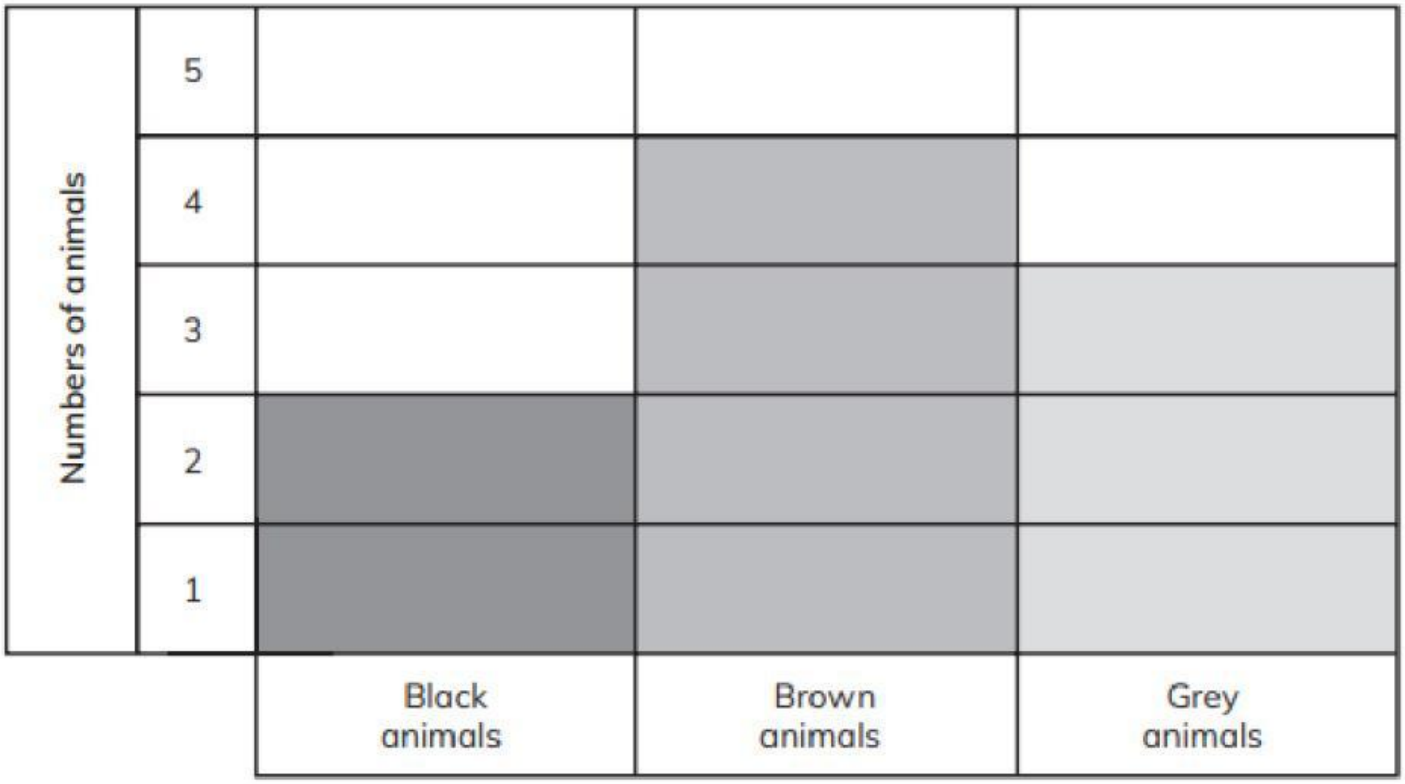

4 a How many black animals did he find? _____

d How many brown animals did he find? _____

e How many animals did he find altogether? _____

f How many more brown animals did he find than grey animals?

_____

LIVEWORKSHEETS

1 Draw lines to match each tooth to its picture and what it does.

Incisor		For biting food.
Canine		For chewing and grinding food.
Molar		For gripping and tearing food.

2 Finish these sentences. Use these words.

toothpaste | dentist | sugar | calcium | fluoride

How to look after your teeth

a Only eat a little food that has lots of _____.

b Make your teeth strong by eating food that has _____.

c Brush your teeth twice a day with _____.

d Use toothpaste with _____.

e Go to the _____.

LIVEWORKSHEETS