When Nature Changes: Recognizing Hazards Around Us

Student Name: _____ **Grade and Section:** _____

Purpose:
Understand and differentiate natural hazards by reading short information about their characteristics and possible effects.

Competency:
Reads various types of texts written in English.

Skills:
- ✓ **Obtains information from written texts.**
- ✓ **Infers and interprets information from written texts.**

Learning Evidence:
I identify information about natural hazards and relate each hazard to its characteristics and possible effects.

1 LOOK & IDENTIFY: RISK OR SAFE AREA?

What natural hazard is it? Match each description with the correct picture.









A. There is very little rain for a long time.

B. There are heavy rain and strong wind.

C. Earth and rocks move down a slope.

D. There is too much water in streets or fields.

2 READ AND IDENTIFY!

Natural Hazards Around Us. Read and choose the correct answer.

FLOOD



A flood can happen after heavy rain. There is too much water in streets, roads or fields. It can affect homes and people.

LANDSLIDE



A landslide can happen on a slope after heavy rain. Earth and rocks move down. It can block a road.

DROUGHT



A drought happens when there is very little rain for a long time. Rivers can have less water. Plants can become dry.

STORM



A storm can bring heavy rain and strong winds. It can affect houses, trees and roads.

1 Which hazard can put too much water in streets and fields?
- ☐ Landslide
- ☐ Flood
- ☐ Drought

2 Which hazard can bring heavy rain and strong winds?
- ☐ Storm
- ☐ Drought
- ☐ Landslide

3 Which hazard happens when there is very little rain?
- ☐ Storm
- ☐ Flood
- ☐ Drought

4 Which hazard can block a road?
- ☐ Flood.
- ☐ Landslide.
- ☐ Drought.

LIVEWORKSHEETS

3 HAZARD OR EFFECT?

Read and check (✓). Is it a natural hazard or an effect?

1



✓ There is a flood.

☐ Hazard ☐ Effect

2



✓ The road is blocked.

☐ Hazard ☐ Effect

3



✓ There is a drought.

☐ Hazard ☐ Effect

4



✓ There is a landslide.

☐ Hazard ☐ Effect

5



✓ Houses can be damaged.

☐ Hazard ☐ Effect

6



✓ There is a storm.

☐ Hazard ☐ Effect

4 NATURAL HAZARDS – KEY INFORMATION

Read the table and complete the sentences.

NATURAL HAZARD	MAIN CHARACTERISTICS	POSSIBLE EFFECTS
 Flood	• Happens after heavy rain. • There is too much water in streets or fields.	• Can affect homes and people. • Can make roads dangerous.
 Landslide / Mudslide	• Happens on a slope after heavy rain. • Earth and rocks move down.	• Can block roads. • Can damage houses and buildings.
 Drought	• Happens when there is very little rain for a long time. • Rivers have less water.	• Can affect plants and crops. • Can cause water problems.
 Storm	• Can bring heavy rain and strong winds. • Can happen in coastal areas.	• Can damage houses, trees and roads. • Can make the sea dangerous.

A. Complete the sentences with the correct natural hazard.

Flood | Landslide | Drought | Storm

1 

There is too much water in streets.

It can be a _____.

2 

Earth and rocks move down a slope.

It can be a _____.

3 

There is very little rain for a long time.

It can be a _____.

4 

There are strong winds and heavy rain.

It can be a _____.

Self Assessment

N.º	I CAN...	I DID IT! 😊	I'M GETTING THERE 😐	I NEED MORE PRACTICE ☹
1	I identify information about El Niño in a short text.			
2	I recognize environmental changes.			
3	I complete simple sentences with key words.			
4	I organize information about what can change and what can be affected.			

CONGRATULATIONS!

LIVEWORKSHEETS