Story

1 Listen and read. Then act. 2

2 Look at the story. Write the words for these numbers.

a

882 _____

b

1000 _____

3 Listen to the rhyme and number the months of the year. 3

February ☐ October ☐ November ☐

April ☐ January 1 September ☐ December ☐

March ☐

June ☐ May ☐ July ☐ August ☐

Hello! Unit WORDS page 112

LIVEWORKSHEETS

1 Our home

Words

1 **Complete the words for the things in Holly and Harry's home.**



2 **What are these things? Order the letters to find the words.**

1

s h a m p o o

2 

_ _ _ _ _

3

_ _ _ _ _ _ _ _

4 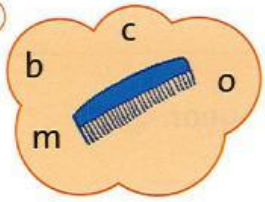

_ _ _ _

5

_ _ _ _ _ _

6

_ _ _ _ _ _

7

_ _ _ _ _ _ _ _

8 

_ _ _ _

9

_ _ _ _ _ _ _ _

LIVEWORKSHEETS

Listening & speaking

1 **Holly and Harry are getting ready for school. Where are their things? Listen and write the things under each place.** 4

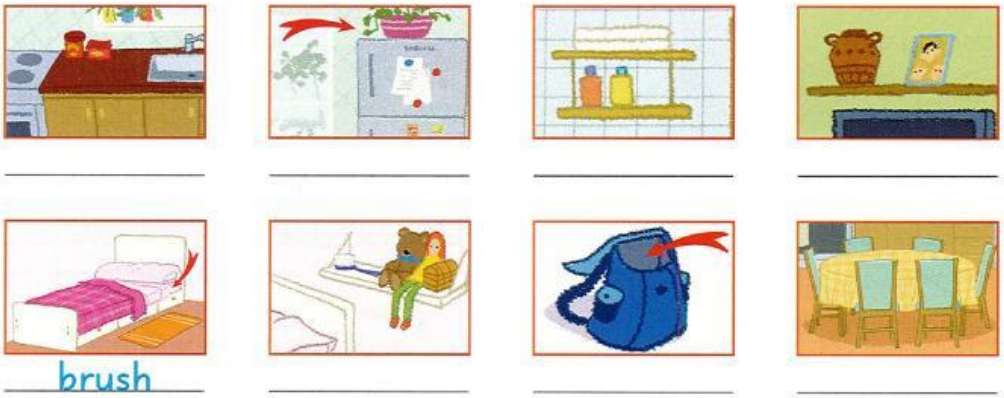

_____ _____ _____ _____

brush _____ _____ _____

2 **Draw lines to match the words and pictures. Complete the sentences.**

empty broken full quiet noisy tidy untidy

1 Harry's bedroom is very tidy.

2 Look! Mum's necklace is _____.

3 The fridge was _____, so Dad went to the shop.

4 Holly's mum isn't happy because her bedroom is always so _____.

5 Be _____ please! Emma's sleeping.

6 I don't like going into Harry's room. He's always so _____!

7 I can't throw this paper in the bin because it's _____.

3 **Do the speaking activity.** P 129



UNIT 1 WORDS pages 112–113

LIVEWORKSHEETS

Story

1 Listen and read. Then act. 5

2 Look at the words in orange in the story. Complete the sentences.

Places	Things	People
There are clothes everywhere!	Let's put _____ away.	_____ is in the living room.
I think it's in your bedroom _____.	I need to get _____ for dinner.	_____ has got my diary!
I can't find my diary _____!	Of course you can't find _____!	Can _____ see my keys?
		_____ has got your diary.

LIVEWORKSHEETS