







Name: _____ Class: _____ Date: _____

SECTION A — LISTENING

PART 1 Listen and draw lines. (- 5 questions -)



Look at the family. Listen. Draw a line from the name to the person. There is one example.

					
●	●	●	●	●	●
●	●	●	●	●	●
Kate	1. Anna	2. Tom	3. Lucy	4. Ben	5. Sam

PART 2 Listen and tick (✓) the correct picture. (- 5 questions -)

Listen. Tick the correct family member. There is one example.




Example

	<input checked="" type="checkbox"/>
	<input type="checkbox"/>
	<input type="checkbox"/>

1

	<input type="checkbox"/>
	<input type="checkbox"/>
	<input type="checkbox"/>

2

	<input type="checkbox"/>
	<input type="checkbox"/>
	<input type="checkbox"/>

3

	<input type="checkbox"/>
	<input type="checkbox"/>
	<input type="checkbox"/>

4

	<input type="checkbox"/>
	<input type="checkbox"/>
	<input type="checkbox"/>

5

	<input type="checkbox"/>
	<input type="checkbox"/>
	<input type="checkbox"/>

PART 3 Listen and tick (✓) the correct picture. – 5 questions –

Listen. What does Mimi do? Tick the correct action.


Example

	<input checked="" type="checkbox"/>
	<input type="checkbox"/>
	<input type="checkbox"/>

1

	<input type="checkbox"/>
	<input type="checkbox"/>
	<input type="checkbox"/>

2

	<input type="checkbox"/>
	<input type="checkbox"/>
	<input type="checkbox"/>

3

	<input type="checkbox"/>
	<input type="checkbox"/>
	<input type="checkbox"/>

4

	<input type="checkbox"/>
	<input type="checkbox"/>
	<input type="checkbox"/>




5





	<input type="checkbox"/>
	<input type="checkbox"/>
	<input type="checkbox"/>

SECTION B — READING

Part 1 Look and read. Put a tick (✓) or a cross (X) in the box. – 5 questions –

There are two examples.

#	Picture	Sentence	✓ / X
Ex.		She is my mother.	✓
Ex.		She is my father.	X
1		He is my mother.	

#	Picture	Sentence	✓ / ✗
2		This is my brother.	
3		She is my grandma.	
4		This is my father.	
5		He is my sister.	

Part 2 Look and read. Write yes or no. – 5 questions –



Examples



	Question	Answer (yes / no)
Ex.	Are the children playing?	yes
Ex.	Is there a dog?	no
1	Are there three children?	_____
2	Is the boy wearing a red shirt?	_____
3	Can you see a teddy bear?	_____
4	Is the sister wearing a yellow shirt?	_____
5	Are there any toy cars?	_____







Part 3 Look at the pictures. Look at the letters. Write the words. – 5 questions –

Example

#	Picture	Letters		Write the word
Ex.		e v o l	→	L O V E
1		g u h	→	□ □ □
2		y a l p	→	□ □ □ □
3		l h e p	→	□ □ □ □
4		n g i s	→	□ □ □ □
5		o u r p a k d i n r	→	□ □ □ □ □ □ □ □ □

Part 4 Read this. Choose a word from the box. Write the correct word next to numbers 1–5.

There is one example.

 family	 mother	 father	 brother	 grandma	 grandpa	 baby
---	---	---	--	---	--	---

This is Mimi. She loves her big (0) family. Her (1) _____ comes home from work. Mimi hugs her. Her (2) _____ is thirsty. Mimi gives him water. Her (3) _____ wants to play. Mimi plays with him. Then, her (4) _____ needs help. Mimi helps her. At night, her (5) _____ cries. Mimi sings a song for him.