







Name: _____ Class: _____ Date: _____

SECTION A — LISTENING

PART 1 Listen and draw lines. (- 5 questions -)



Look at the family. Listen. Draw a line from the name to the person. There is one example.

					
●	●	●	●	●	●
●	●	●	●	●	●
Kate	1. Anna	2. Tom	3. Lucy	4. Ben	5. Sam

PART 2 Listen and tick (✓) the correct picture. (- 5 questions -)

Listen. Tick the correct family member. There is one example.




Example

	<input type="checkbox"/>
	<input type="checkbox"/>
	<input type="checkbox"/>

1

	<input type="checkbox"/>
	<input type="checkbox"/>
	<input type="checkbox"/>

2

	<input type="checkbox"/>
	<input type="checkbox"/>
	<input type="checkbox"/>


3

	<input type="checkbox"/>
	<input type="checkbox"/>
	<input type="checkbox"/>

4

	<input type="checkbox"/>
	<input type="checkbox"/>
	<input type="checkbox"/>

5

	<input type="checkbox"/>
	<input type="checkbox"/>
	<input type="checkbox"/>

PART 3 Listen and tick (✓) the correct picture. – 5 questions –

 Listen. What does Mimi do? Tick the correct action.

Example

 2	<input type="checkbox"/>
 1	<input type="checkbox"/>
 2	<input type="checkbox"/>

1

 1	<input type="checkbox"/>
 1	<input type="checkbox"/>
 1	<input type="checkbox"/>

2

 2	<input type="checkbox"/>
 1	<input type="checkbox"/>
 1	<input type="checkbox"/>

3

 1	<input type="checkbox"/>
 1	<input type="checkbox"/>
 2	<input type="checkbox"/>

4

 1	<input type="checkbox"/>
 2	<input type="checkbox"/>
 1	<input type="checkbox"/>




5





 1	<input type="checkbox"/>
 1	<input type="checkbox"/>
 1	<input type="checkbox"/>

SECTION B — READING

Part 1 Look and read. Put a tick (✓) or a cross (X) in the box. – 5 questions –

There are two examples.

#	Picture	Sentence	✓ / X
Ex.		She is my mother.	✓
Ex.		She is my father.	X
1		He is my mother.	

#	Picture	Sentence	✓ / ✗
2		This is my brother.	
3		She is my grandma.	
4		This is my father.	
5		He is my sister.	

Part 2 Look and read. Write yes or no. – 5 questions –





Examples



	Question	Answer (yes / no)
Ex.	Are the children playing?	yes
Ex.	Is there a dog?	no
1	Are there three children?	_____
2	Is the boy wearing a red shirt?	_____
3	Can you see a teddy bear?	_____
4	Is the sister wearing a yellow shirt?	_____
5	Are there any toy cars?	_____

Part 3 Look at the pictures. Look at the letters. Write the words. – 5 questions –

Example

#	Picture	Letters		Write the word
Ex.		e v o l	→	L O V E
1		g u h	→	□ □ □
2		y a l p	→	□ □ □ □
3		l h e p	→	□ □ □ □
4		n g i s	→	□ □ □ □
5		o u r p a k d i n r	→	□ □ □ □ □ □ □ □ □

Part 4 Read this. Choose a word from the box. Write the correct word next to numbers 1–5.

There is one example.

						
family	mother	father	brother	grandma	grandpa	baby

This is Mimi. She loves her big (0) **family**. Her (1) _____ comes home from work. Mimi hugs her. Her (2) _____ is thirsty. Mimi gives him water. Her (3) _____ wants to play. Mimi plays with him. Then, her (4) _____ needs help. Mimi helps her. At night, her (5) _____ cries. Mimi sings a song for him.