



# E-WORKSHEET

## DESCRIBING THINGS

Adjectives for Vocabulary Learning

**Name** \_\_\_\_\_

**Class** \_\_\_\_\_

## Activity 1: Mini Theory

Read the explanation and examples.

We use adjectives to describe the size, weight, texture, and condition of things. Adjectives help us explain what something looks like and how it feels.

Examples:

- ✓ Sinta's bag is big and heavy.
- ✓ Her pencil case is long and new.
- ✓ The book inside is thick and old.

## VOCABULARY LIST

No.	Adjective	Arti (Meaning)
1.	Big	Besar
2.	Small	Kecil
3.	Heavy	Berat
4.	Light	Ringan
5.	Long	Panjang
6.	Short	Pendek
7.	Thick	Tebal
8.	Thin	Tipis
9.	Wide	Lebar
10.	Narrow	Sempit
11.	Soft	Lembut
12.	Hard	Keras
13.	Smooth	Halus
14.	Rough	Kasar
15.	Sharp	Tajam

No.	Adjective	Arti (Meaning)
16.	Blunt	Tumpul
17.	New	Baru
18.	Old	Lama
19.	Clean	Bersih
20.	Dirty	Kotor
21.	Broken	Rusak
22.	Strong	Kuat
23.	Weak	Lemah
24.	Expensive	Mahal
25.	Cheap	Murah
26.	Colorful	Berwarna-warni
27.	Plain	Polos
28.	Bright	Terang
29.	Dark	Gelap
30.	Comfortable	Nyaman

## Activity 2: Comic Strip

Read the comic. You can press the bubbles to hear the dialogue.



## Activity 3: Vocabulary Translation

Choose the correct word in English.

1. *Tebal* in English is \_\_\_\_\_
2. *Kuat* in English is \_\_\_\_\_
3. *Berat* in English is \_\_\_\_\_
4. *Ringan* in English is \_\_\_\_\_
5. *Mahal* in English is \_\_\_\_\_

### Activity 4: Drag and Drop

Match the words with the correct category.

Big

Soft

New

Small

Hard

Old

Clean

Smooth

Heavy


Dirty

Light

Rough

Drop here ↓



**Size**



**Texture**



**Condition**



### Activity 5: Scramble Word

Unscramble the letters to make a correct word.

1. OFST → \_\_\_\_\_

2. YHAVE → \_\_\_\_\_

3. PEAHC → \_\_\_\_\_

4. LGITH → \_\_\_\_\_

5. BGI → \_\_\_\_\_

### Activity 6: Antonym

Draw a line to match the opposite words.

Heavy ●

Cheap ●

Small ●

New ●

Thick ●

● Expensive

● Big

● Thin

● Old

● Light

### Activity 7: Simple Production

Choose two words from the box to describe your friend.

Big	Small	Cheap	Expensive
Heavy	Light	New	Old
Soft	Hard	Thick	Thin

My bag is \_\_\_\_\_ and \_\_\_\_\_.

My pencil case is \_\_\_\_\_ and \_\_\_\_\_.

### Activity 8: Fill in the Blank

Complete the sentences. Use the adjectives you have learned.

1. The rock is very \_\_\_\_\_. I cannot lift it.
2. The pillow is very \_\_\_\_\_. It is comfortable to sleep on.
3. Sinta's bag is \_\_\_\_\_. It costs \$1000.
4. My pencil is \_\_\_\_\_. Be careful, don't touch the tip!
5. The book has 500 pages. It is very \_\_\_\_\_.

GOOD JOB!