






ELECTRICAL SAFETY SIGNS

Name: _____ Class: _____ No.: _____

PART A MATCH THE SIGN WITH ITS MEANING (5 POINTS)

Match the sign with the correct meaning.

1.		_____	A. Beware Overhead Obstacles
2.		_____	B. Warning Electricity
3.		_____	C. Do Not Touch
4.		_____	D. Risk of Electric Shock
5.		_____	E. Electrical Hazard

PART B MULTIPLE CHOICE (5 POINTS)

1. What does this sign mean?



- a. Turn on the machine
- b. Do Not Touch
- c. High Voltage
- d. Exit

2. Which sign warns people about electric shock?



3. What should you do when you see a "Warning Electricity" sign?

- a. Touch the equipment
- b. Play nearby
- c. Be careful and follow safety rules
- d. Ignore it



4. Which sign warns about overhead obstacles?



5. Why are electrical warning signs important?

- a. To decorate the workplace
- b. To prevent accidents and injuries
- c. To increase electricity use
- d. To advertise products



ระวังอันตรายจากไฟฟ้า
WARNING ELECTRICITY