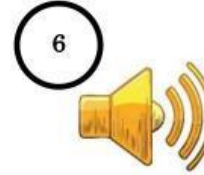


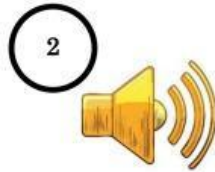
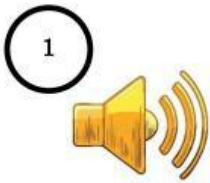


ACTIVITY 6 - ALEXIS

CREATING AND INVENTING

1. LISTEN TO THE FOLLOWING WORDS. (ESCUCHA LAS SIGUIENTES PALABRAS.)



2. LISTEN TO THE WORDS AND CHOOSE THE CORRECT OPTION. (ESCUCHA LAS PALABRAS Y ELIGE LA OPCIÓN CORRECTA.)



3. DRAG AND DROP. (ARRASTRA Y SUELTA LAS PALABRAS EN EL LUGAR CORRECTO.)



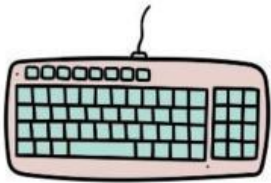
USB / FLASH DRIVE

KEYBOARD



MOUSE

TOUCHPAD



EARPHONES

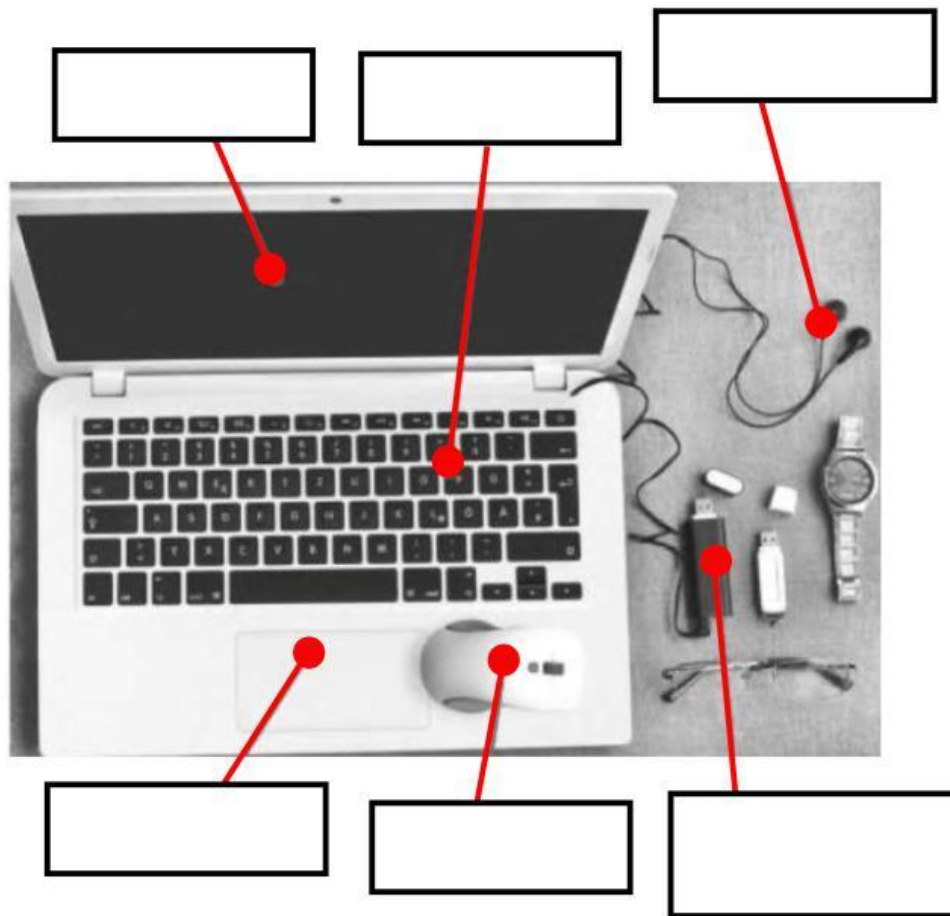


SCREEN



4. USE THE WORDS FROM THE BOX TO LABEL THE PICTURES. (USA LAS PALABRAS DE LA CAJA PARA PONER NOMBRE A LAS IMÁGENES.)

KEYBOARD / EARPHONES / SCREEN / TOUCHPAD / MOUSE / USB - FLASH DRIVE



5. CHOOSE THE CORRECT WORD. (ELIGE LA OPCIÓN CORRECTA.)

A) I'LL LISTEN TO MUSIC WITH **EARPHONES** / **SCREEN** SO YOU WON'T HEAR IT.

B) COPY YOUR FILES ONTO A **USB** / **MOUSE** SO YOU WON'T LOSE THEM.

C) I THINK A **KEYBOARD** / **MOUSE** IS EASIER TO USE THAN THE **TOUCHPAD** / **FLASH DRIVE** ON A LAPTOP BECAUSE IT HAS BUTTONS YOU CAN CLICK AND IT'S EASIER TO MOVE AROUND.

D) THE LETTERS ARE BIG ON THIS **KEYBOARD** / **MOUSE** SO YOU CAN SEE THEM CLEARLY WHEN YOU TYPE.

E) THE **TOUCHPAD** / **SCREEN** ON TOM'S COMPUTER IS QUITE SMALL, SO IT'S NOT GREAT FOR WATCHING FILMS ON.