

WORKSHEET

“ DESCRIBING PERSON ”

Nama:

Kelas:

ACTIVITY 1 - READ AND FIND THE INFORMATION

MY ENGLISH TEACHER

Miss Lina is my English teacher. She is tall and friendly. She has long black hair and a beautiful smile. She always explains the lesson clearly. Miss Lina is very patient and kind. Many students like her because she always helps them when they have difficulties.

INTRUKSI

Bacalah teks di atas dengan teliti, lalu jawablah pertanyaan berikut berdasarkan informasi dari teks.

CONTOH

Contoh Pertanyaan : Who is the teacher in the text?

Jawaban : Miss Lina

PERTANYAAN

1. Who is described in the text?

Answer: _____

2. What subject does Miss Lina teach?

Answer: _____

3. What does Miss Lina look like?

Answer: _____

4. What kind of personality does she have?

Answer: _____

5. Why do students like Miss Lina?

Answer: _____



ACTIVITY 2 - MATCH THE DESCRIPTION

Baca dan Cocokkan Deskripsinya

DESKRIPSI

- This person teaches students in the classroom. She explains lessons and helps students understand many subjects.
- This person always supports you and listens to your problems. You feel happy when you are with this person.
- This person takes care of you at home. She cooks food and loves her children very much.
- This person studies in the same class as you. You learn and do assignments together every day.
- This person leads the school. He or she makes important decisions and manages teachers and students.

INTRUKSI

Bacalah teks di atas, kemudian cocokkan deskripsi dengan jawaban yang benar.

CONTOH

Description: Teaches students in class.

Answer: **B.TEACHER**

A. MOTHER			B. TEACHER			C. BESTFRIEND		
			D. CLASSMEET			E. SCHOOL PRINCIPAL		
NO	DESKRIPSI	JAWABAN						
1	Leads the school							
2	The person who is in your class.							
3	Takes care of you at home							
4	Teaches students in class.							
5	Always supports and listens.							



ACTIVITY 3 - VOCABULARY: FIND THE OPPOSITE MEANING ↻

Temukan Lawan Kata

MY NEIGHBOR

I have a neighbor named Mr. Rudi. He is a very **kind** person. He always helps people around him. He is also very **friendly** and likes talking to others. Mr. Rudi is quite **tall**, and he always looks neat. He is also very **polite** when he speaks to others. He is a very **hardworking** man who does his job seriously. Many people like him because of his good personality.

INTRUKSI

Bacalah teks di atas dengan teliti dan temukan kata yang ditebalkan. Kemudian tuliskan lawan kata (opposite meaning) dari kata-kata berikut.

CONTOH

Kata: Kind

Lawan kata: Unkind

RUDE

UNKIND

SHORT

UNFRIENDLY

LAZY

QUESTIONS

Write the opposite meaning of these words.

1. Kind ↔ _____
2. Tall ↔ _____
3. Friendly ↔ _____
4. Polite ↔ _____
5. Hardworking ↔ _____



ACTIVITY 4 - GUESS THE PERSON GAME

Tebak Tempatnya

PEOPLE AROUND ME

There are many people around us in our daily life. A teacher is a person who teaches students in the classroom. A security guard keeps the school safe and wears a uniform. A mother is a caring person who takes care of her family at home. A classmate studies in the same class and does activities together. A school principal is the leader of the school who manages everything.

INTRUKSI

Bacalah teks di atas dengan teliti. Kemudian tebak tempat yang dimaksud berdasarkan petunjuk berikut.

CONTOH

Clue: This person wears a uniform and keeps the school safe.

Who is he/she: A Security

Questions

1. This person teaches students in the classroom and explains lessons clearly.
Who is he/she? _____
2. This person wears a uniform and keeps the school safe.
Who is he? _____
3. This person takes care of you at home and loves you very much.
Who is she? _____
4. This person studies in the same class and learns together with you.
Who is he/she? _____
5. This person leads the school and makes important decisions.
Who is he/she? _____



ACTIVITY 5 - READING PUZZLE

Susun Kalimatnya

INTRUKSI

Bacalah kalimat-kalimat berikut dengan teliti. Kalimat tersebut masih acak (tidak berurutan). Susunlah kalimat-kalimat tersebut menjadi paragraf deskriptif yang benar dengan menuliskan nomor urutan yang tepat.

CONTOH

Kalimat:

- (1) She is very kind and friendly.
- (2) Miss Lina is my English teacher.
- (3) Many students like her.

Urutan yang benar: 2 - 1 - 3

Kalimat 1

- (1) She always helps her students when they have difficulties.
- (2) She is very kind and patient.
- (3) Many students like her very much.
- (4) My English teacher is a great person.
- (5) She explains the lesson clearly in the classroom.

Jawaban: _____

Kalimat 2

- (1) She always explains the lesson clearly.
- (2) Miss Lina is my English teacher.
- (3) Many students like her very much.
- (4) She is very kind and patient.
- (5) She helps students when they have difficulties.

Jawaban: _____

Kalimat 3

- (1) He always listens to my problems.
- (2) My best friend is a very caring person.
- (3) I feel happy when I am with him.
- (4) He is also friendly and easy to talk to.
- (5) He often helps me with my homework.

Jawaban: _____



WORKSHEET

" DESCRIBING PLACE "

Nama:

Kelas:

ACTIVITY 1 - READ AND FIND THE INFORMATION

MY SHCOOL

My school is a clean and beautiful place. It has many classrooms, a library, and a large playground. The classrooms are bright and comfortable. The library has many interesting books. Students like to read and study there. The playground is big and green. Students usually play football and other games there.

INTRUKSI

Bacalah teks di atas dengan teliti, lalu jawablah pertanyaan berikut berdasarkan informasi dari teks.

CONTOH

Contoh Pertanyaan : Who is the described in the text?

Jawaban : My school

PERTANYAAN

1. Who is described in the text?
Answer: _____
2. How is the school?
Answer: _____
3. What facilities does the school have?
Answer: _____
4. Why do students like the library?
Answer: _____
5. What do students do in the playground?
Answer: _____



ACTIVITY 2 - MATCH THE DESCRIPTION

Baca dan Cocokkan Deskripsinya

DESKRIPSI

- a. It is a place where students study and learn with their teacher.
- b. It is a place full of books where students read and borrow books.
- c. It is an outdoor place where students play sports and games.
- d. It is a green place with many plants and flowers where students can relax.
- e. It is a place where students buy and eat food during break time.

INTRUKSI

Bacalah teks di atas, kemudian cocokkan deskripsi dengan jawaban yang benar.

CONTOH

Description: A place to play outside

Answer: **E.PLAYGROUND**

A. LIBRARY

B. GARDEN

C. CLASSROOM

D. CANTEEN

E. PLAYGROUND

NO	DESKRIPSI	JAWABAN
1	A place to play outside	
2	A place to study	
3	A place to eat	
4	A place with many books	
5	A green place to relax	



ACTIVITY 3 - VOCABULARY: FIND THE OPPOSITE MEANING

Temukan Lawan Kata

THE SCHOOL GARDEN

The school garden is a **beautiful** place in my school. It is **big** and **clean**. There are many colorful flowers and green plants. The air is **fresh** and the place is very **comfortable**. Many students like to relax there.

INTRUKSI

Bacalah teks di atas dengan teliti. Kemudian tuliskan lawan kata (opposite meaning) dari kata-kata berikut.

CONTOH

Kata: big

Lawan kata: Small

SMALL

STALE

UGLY

UNCOMFORTABLE

DIRTY

QUESTIONS

Write the opposite meaning of these words.

1. Big → _____
2. Clean → _____
3. Beautiful → _____
4. Comfortable → _____
5. Fresh → _____



ACTIVITY 4 - GUESS THE PLACE GAME

Tebak Tempatnya

THE SCHOOL CANTEEN

The school canteen is a popular place in the school. Many students come there during break time. The canteen sells many kinds of food and drinks. The place is clean and the food is delicious. Students like to eat and talk with their friends in the canteen.

INTRUKSI

Bacalah teks di atas dengan teliti. Kemudian tebak tempat yang dimaksud berdasarkan petunjuk berikut.

CONTOH

Clue: Students buy food and drinks here.

Answer: Canteen

Questions

1. It is a place where students buy food.
Answer: _____
2. Students come here during break time.
Answer: _____
3. This place sells food and drinks.
Answer: _____
4. Students like to eat with their friends here.
Answer: _____
5. It is a popular place in the school.
Answer: _____



ACTIVITY 5 - READING PUZZLE

Susun Kalimatnya

INTRUKSI

Bacalah kalimat-kalimat berikut dengan teliti. Kalimat tersebut masih acak (tidak berurutan). Susunlah kalimat-kalimat tersebut menjadi paragraf deskriptif yang benar dengan menuliskan nomor urutan yang tepat.

CONTOH

Kalimat:

- (1) She is very kind and friendly.
- (2) Miss Lina is my English teacher.
- (3) Many students like her.

Urutan yang benar: 2 - 1 - 3

Kalimat 1

- (1) It has many colorful flowers and green plants.
- (2) The place is very clean and fresh.
- (3) Many students like to relax there.
- (4) The school garden is a beautiful place.
- (5) Students often sit and talk with their friends there.

Jawaban: _____

Kalimat 2

- (1) It has many books and a quiet atmosphere.
- (2) Students like to read and study there.
- (3) The library is an important place in the school.
- (4) It is clean and comfortable.
- (5) Students can borrow books from this place.

Jawaban: _____

Kalimat 3

- (1) Students play football and other games there.
- (2) It is a large and open area.
- (3) Many students enjoy spending time there.
- (4) The playground is a fun place at school.
- (5) It is outside the classroom.

Jawaban: _____



WORKSHEET

“ DESCRIBING THING ”

Nama:

Kelas:

ACTIVITY 1 - READ AND FIND THE INFORMATION

MY FAVORITE BAG

I have a favorite bag. It is small and blue. It is made of cloth. The bag has two pockets and a strong zipper. I use it to carry my books and stationery. It is very useful and easy to carry. I like it because it is simple and practical.

INTRUKSI

Bacalah teks di atas dengan teliti, lalu jawablah pertanyaan berikut berdasarkan informasi dari teks.

CONTOH

Contoh Pertanyaan : What is described in the text?

Jawaban : Bag

PERTANYAAN

1. What is described in the text?

Answer: _____

2. What color is the bag?

Answer: _____

3. What is it made of?

Answer: _____

4. What does the bag have?

Answer: _____

5. Why does the writer like it?

Answer: _____



ACTIVITY 2 - MATCH THE DESCRIPTION

Baca dan Cocokkan Deskripsinya

DESKRIPSI

- It is used to carry books, notebooks, and other school supplies. Students usually bring it to school every day.
- It is used to open and close a bag, jacket, or other items. It helps keep things safe inside.
- It is used to keep small items such as pens, money, or keys. It is usually found in a bag or clothes.
- It is used to hold water or other drinks. Students often bring it to school to stay hydrated.
- It is used to read information, stories, or lessons. Students use it for learning at school.

INTRUKSI

Bacalah teks di atas, kemudian cocokkan deskripsi dengan jawaban yang benar.

CONTOH

Description: To hold water

Answer: **E. BOTTLE**

A. ZIP			B. BAG			C. BOOK		
D. POCKET			E. BOTTLE					
NO	DESKRIPSI	JAWABAN						
1	To carry books							
2	To keep small items							
3	To open, close, and keep safe.							
4	To hold water							
5	To read information							



ACTIVITY 3 - VOCABULARY: FIND THE OPPOSITE MEANING

Temukan Lawan Kata

MY SCHOOL BOTTLE

My bottle is **small** but very **strong**. It is made of plastic, so it is not **easy** to break. It is easy to carry because it is light and comfortable to hold. The design looks **simple**, but it is very **useful** for daily activities. I use it to keep water and drink during school time. I like my bottle because it is practical and helps me stay hydrated.

INTRUKSI

Bacalah teks di atas dengan teliti. Kemudian tuliskan lawan kata (opposite meaning) dari kata-kata berikut.

CONTOH

Kata: big

Lawan kata: Small

WEAK

USELESS






DIFFICULT

COMPLICATED

BIG

QUESTIONS

Write the opposite meaning of these words.

1. Small  _____
2. Strong  _____
3. Easy  _____
4. Simple  _____
5. Useful  _____



ACTIVITY 4 - GUESS THE PLACE GAME

Tebak Tempatnya

THINGS AROUND US

There are many useful things around us. A ball is round and we can play with it. A smartphone has a screen and we use it to communicate. A book is used for reading. A bottle is used to hold water. A bag is used to carry things.

INTRUKSI

Bacalah teks di atas dengan teliti. Kemudian tebak tempat yang dimaksud berdasarkan petunjuk berikut.

CONTOH

Clue: Students buy food and drinks here.

Answer: Canteen

Questions

1. It is round. You can play with it.

Answer: _____

2. It has a screen. You use it for communication.

Answer: _____

3. You use it to read.

Answer: _____

4. You use it to hold water.

Answer: _____

5. You use it to carry things.

Answer: _____



ACTIVITY 5 - READING PUZZLE

Susun Kalimatnya

INTRUKSI

Bacalah kalimat-kalimat berikut dengan teliti. Kalimat tersebut masih acak (tidak berurutan). Susunlah kalimat-kalimat tersebut menjadi paragraf deskriptif yang benar dengan menuliskan nomor urutan yang tepat.

CONTOH

Kalimat:

- (1) She is very kind and friendly.
- (2) Miss Lina is my English teacher.
- (3) Many students like her.

Urutan yang benar: 2 - 1 - 3

Kalimat 1

- (1) It is made of plastic and is very strong.
- (2) It is easy to carry and not too heavy.
- (3) I use it to drink water at school.
- (4) My school bottle is very useful.
- (5) I like it because it is simple and practical.

Jawaban: _____

Kalimat 2

- (1) It has many small spaces inside.
- (2) I use it to keep my pens and pencils.
- (3) My pencil case is very useful for school.
- (4) It is small and easy to carry.
- (5) It helps me organize my school supplies.

Jawaban: _____

Kalimat 3

- (1) It has many pages with interesting information.
- (2) I read it every day at home and at school.
- (3) My favorite book is very interesting.
- (4) It helps me learn new things.
- (5) I like it because it is useful and fun to read.

Jawaban: _____

