

Angles in Triangles and Parallel Lines

Discover the unknown angle for each figure. Select your answer from the provided options and drag it to complete the missing angle.

24°

52°

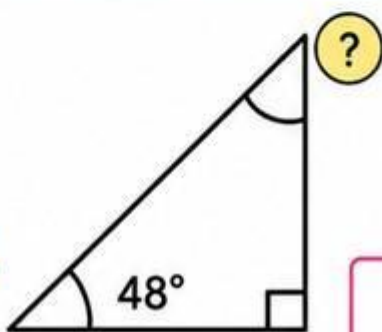
42°

125°

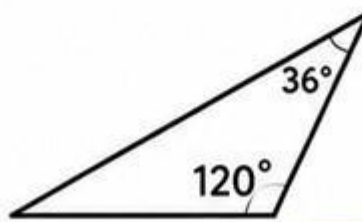
50°

48°

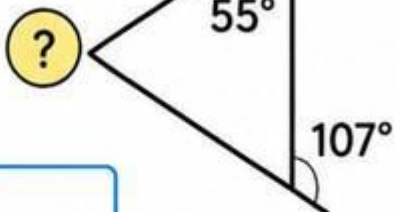
1



2



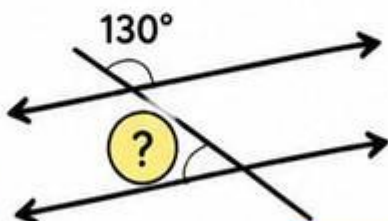
3



4



5



6

