1. **Look at the map and follow the path. Number the places in order**

bridge	
waterfall	
forest	
car park	1
river	
picnic area	
rock	



2. **Read about the forest from exercise 1 and complete the text.**

Welcome to Green Forest!

Enjoy a beautiful walk through the [1] forest .

Find the path at the [2] _____ . There is a small [3] _____ .

Then follow the [4] _____ to the big [5] _____ .

You can climb up the rock, but be careful! Then walk to the [6] _____ .

There are some tables here. You can stop for lunch. Next, walk beside the pretty

[7] _____ . The path ends at an amazing [8] _____ .

You can take photos!

LIVEWORKSHEETS

3. Read and put the conversation in order.

Anna Yes! We can eat our picnic next to the river.
Jim OK. Is there a picnic area, too?
Anna There's an amazing waterfall in this forest.
Anna Yes, it's behind the car park.
Jim Great! Is it near here?

Anna There's an amazing waterfall in this forest.
Jim _____
Anna _____
_____
Jim _____
Anna _____



4. Look and complete with THERE IS or THERE ISN'T.



1 There's a forest.
2 _____ a river.
3 _____ a car park.
4 _____ a path.
5 _____ a bridge.
6 _____ a picnic area.
7 _____ a waterfall.
8 _____ a rock.

LIVEWORKSHEETS