



Bass Clef notes


Notes on lines:



Notes in spaces:




Name these notes. They are all written on lines.



Now name these notes. They are all written in spaces.









Here are the extra notes you need to know, which are not included in the rhymes above, because they sit below/above the stave.






Or you might prefer to work out notes counting each line and space. Find a note that you know, then go up the alphabet. Be careful if the notes are going down, - you will need to come down the alphabet backwards! Remember that A is one step higher than G.

Try learning 2 Cs and 2 Gs.



MUSICAL WORDS

Using whichever method you prefer, write the names of these notes. Each bar should spell a word.

It doesn't matter whether the notes are semibreves  minims  or crotchets 

It is the line or space that they are written on that decides the pitch (name) of the note.

