

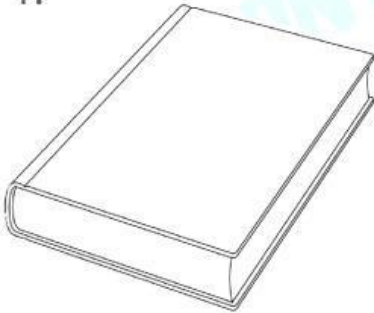
Lesson 46:

Phonics – Aa-Ii.

1. Write the letters for each picture then color


a	b	c	d	e	f	g	h	i
---	---	---	---	---	---	---	---	---

1.




___ook

2.




___gg

3.



___ple

4.



___at

5.




___og

6.



___at

7.




___ish

8.











___nk

9.



___orilla

2. Circle the word that names the picture

1. apple banana chicken 	2. chicken duck bear 	3. bed cat fork 
4. girl hot dog ink 	5. axe hat bed 	6. hat banana cat 
7. bird gorilla igloo 	8. elephant bear fork 	9. dog crocodile cat 