
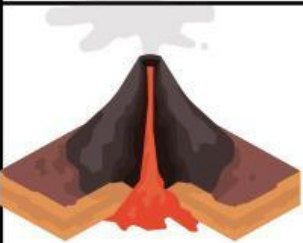



# I. EXPLORESIVE!

Fill in the table with the words in the magma bank

|  | FORM OF VOLCANO | CHARACTERISTIC OF LAVA | SHAPE OF VOLCANO | TYPE OF ERUPTION |
|--|-----------------|------------------------|------------------|------------------|
|    |                 |                        |                  |                  |
|   |                 |                        |                  |                  |
|  |                 |                        |                  |                  |

|                       |           |              |             |
|-----------------------|-----------|--------------|-------------|
| Tall and Steep        | Shield    | Oval Cone    | Cinder Cone |
| Fluid Lava            | Silent    | Dome Shape   | Composite   |
| Viscous Lava          | Explosive | Less Viscous |             |
| Violent and Explosive |           |              |             |