

## 6

## International travel



PLANET TRAVEL

## Going International

### Ready to Travel?

You packed your bags and you have a plane ticket. But are you ready to travel **abroad**? Take a look at the information below about **international** travel.

**BEFORE LEAVING THE COUNTRY** - Before you depart, make sure you have a **valid passport** and that it will not expire during your trip. Also, some countries require visitors to have a **visa**. For more information about visas, contact the embassy. Finally, make sure you do not have any **prohibited** items in your luggage.

**ARRIVING IN ANOTHER COUNTRY** - When you arrive, you go through **customs**. Sometimes customs agents **inspect** your luggage. They look for items not allowed in the country. When you bring some types of food or medication, you must **declare** them. Then **customs agents** inspect your visa and passport. And they **stamp** your passport.

**BEFORE YOU HEAD HOME** - Before you get on the plane to return home your passport will be checked again, and in some countries you pay a **departure tax**.

## Reading

2 Read this brochure from a travel agency about travel to foreign countries. Choose the right answers.

1 What is the main idea of the passage?

- A where to renew your passport
  B how to prepare for traveling abroad
  C what items are prohibited in other countries
  D what you need to buy an international ticket

2 What does the passage say about visas?

- A Travelers get one when they go through customs.
  B Travelers are prohibited from carrying them.
  C They are not required for travel in all countries.
  D They are the same as a passport.

3 According to the passage, which items do you need to declare?

- A some medicines
  B foreign-made clothes
  C large amounts of cash
  D expired visas

## Vocabulary

### 3 Choose the sentence that uses the underlined part correctly.

- 1  A) International flights go between two cities in the same country.  
 B) Cigarette lighters are prohibited on the plane.
- 2  A) You pay a departure tax when you leave the country.  
 B) The customs agent stamps your luggage. He weighs it.
- 3  A) Customs is where workers inspect your luggage and travel documents.  
 B) A customs agent sells travelers boarding passes.
- 4  A) Uri travels abroad. He goes to another country.  
 B) Maxine declares her luggage. She puts all her clothes inside of it.

### 4 Read the sentence pairs. Choose which word best fits each blank.

#### 1 valid/expired

Peter's passport is  now, but he will need a new one in three months.

Lidia was not allowed to travel because she had a(n)  passport.

#### 2 customs/passport

is the place in an airport where your luggage is inspected.

You cannot travel to another country without your .

#### 3 visa/inspects

A customs agent  your luggage when you enter a country.

A  is a document that allows you to enter a country.

## Reading

5 Listen and read the brochure again. What happens to your passport when you arrive in another country? Use the words below to fill in the blanks.

**6 International travel**

**1 customs**

**2 passport**

**3 stamp**

**4 visa**

**5 expire**

**PLANET TRAVEL** *Going International*

**Ready to Travel?**

You packed your bags and you have a plane ticket. But are you ready to travel **abroad**? Take a look at the information below about **international** travel.

**BEFORE LEAVING THE COUNTRY** - Before you depart, make sure you have a **valid passport** and that it will not expire during your trip. Also, some countries require visitors to have a **visa**. For more information about visas, contact the embassy. Finally, make sure you do not have any **prohibited** items in your luggage.

**ARRIVING IN ANOTHER COUNTRY** - When you arrive, you go through **customs**. Sometimes customs agents **inspect** your luggage. They look for items not allowed in the country. When you bring some types of food or medication, you must **declare** them. Then **customs agents** inspect your visa and passport. And they **stamp** your passport.


**BEFORE YOU HEAD HOME** - Before you get on the plane to return home your passport will be checked again, and in some countries you pay a **departure tax**.




stamped inspected

When you arrive in another country your passport is

and then  by a customs agent.

## Listening

6  Listen to a conversation between a ticket clerk and a passenger. Then answer the questions.

▶ 0:00 / 0:00   


1 Which of the following items does the clerk ask to see?




- A a boarding pass
- B a receipt
- C a passport
- D a driver's license

2 Where will the passenger probably go next?

- A to the plane
- B through customs
- C through security
- D to the check-in desk

## Listening

7  Listen again. Fill in the blanks.

▶ 0:00 / 0:00   

**Ticket Clerk:** Good afternoon. Do you need to 1)   ?

**Passenger:** Yes, here is my reservation information.

**Ticket Clerk:** I see that you're flying to London. I'll need to see your 2)   . Then I can issue your boarding pass.

**Passenger:** Which travel documents?

**Ticket Clerk:** For one, I'll need to see your 3) .

**Passenger:** Here you go.

**Ticket Clerk:** I have to make sure it's 4)  . Actually, it must be valid for the next three months.

**Passenger:** That's fine. My passport doesn't 5)  for a few years.

**Ticket Clerk:** OK. I don't see your visa anywhere. You need one to travel to London.

**Passenger:** Of course. My 6)  is on the back page of the passport.

**Ticket Clerk:** There it is. OK, here's your boarding pass. Now you have to go through security.

**Passenger:** I'll do that. Thank you very much.

## Speaking

8 Complete the conversation below based on Task 7, with the phrases given. Then, take roles and act it out.

### USE LANGUAGE SUCH AS:

*I see you are going to ...*  
*I'll need to see your travel documents.*  
*Where is your visa?*

**Student A:** You are a ticket clerk at an airport. Ask Student B questions about:

- Where they are going
- His or her passport
- His or her visa

**Student B:** You are a passenger at an airport. Answer Student A's questions.

Okay, here's your boarding pass. You need one to travel to Beijing. Where are you traveling to?

I'll need to see your travel documents. You're welcome.

A: Good afternoon, Mr. Cromby.

B: I'm flying to Beijing.

A:  Can I see your passport please?

B: OK. That's fine.

A: I don't see your visa anywhere.

B: It's at the back.

A: Oh yes, there it is.  Now you have to go through security.

B: I'll do that. Thanks very much.

A:  Have a nice day.

## Writing

9 Imagine you are an airport employee. Use the dialogue in Task 8 to complete the information requested below.



### DALLAS-FORT WORTH INTERNATIONAL AIRPORT

### PASSENGER CHECK-IN

**Passenger Name:**

**Destination:** , China

**Documents Needed:** Passport and

**Passenger:** Yes, here is my reservation information.

**Ticket Clerk:** I see that you're flying to London. I'll need to see your travel documents. Then I can issue your boarding pass.

**Passenger:** Which travel documents?

**Ticket Clerk:** For one, I'll need to see your passport.

**Passenger:** Here you go.

**Ticket Clerk:** I have to make sure it's valid. Actually, it must be valid for the next three months.

**Passenger:** That's fine. My passport doesn't expire for a few years.

**Ticket Clerk:** OK. I don't see your visa anywhere. You need one to travel to London.

**Passenger:** Of course. My visa is on the back page of the passport.

**Ticket Clerk:** There it is. OK, here's your boarding pass. Now you have to go through security.

**Passenger:** I'll do that. Thank you very much.