ST. MARKS SECONDARY SCHOOL

END OF YEAR EXAMINATION 2026

INTEGRATED SCIENCE FORM 1 TIME: 1 Hours 30 Minutes

NAME: ……. FORM: ……..

INSTRUCTIONS:

1. This test consists of **TWO** sections.
2. Section **ONE (1)** consists of **TWENTY (20)** multiple choice questions and Section **TWO (2)** consists of **THREE (3)** short answer questions
3. All Questions must be answered.

SECTION ONE: Multiple Choice

Instructions: Read each question carefully and select the correct answer.

1. Which of these scientists invented telephone:
   (a) Marie Curie
   (b) Alexander Graham-Bell
   (c) Thomas Edison
   (d) Isaac Newton

2. In which step of the scientific method do scientists use video cameras and iPods?
   (a) Observing
   (b) Recording
   (c) Hypothesising
   (d) Experimenting

3. What was the best reason for inventing telephones?
   (a) To talk to friends
   (b) To communicate over long distances and to send messages quickly
   (c) To get news
   (d) To communicate whenever you're tired

4. Which of the following is a safety rule one must **NOT** follow in the Lab?
   (a) Follow all instructions given
   (b) Do not play in the Lab
   (c) Eat in the Lab
   (d) Do not taste chemicals

5. All of the following are characteristics of a mango tree except:
   (a) Breathing
   (b) Respiration
   (c) Nutrition
   (d) Reproduction

6. Animals without a backbone are called:
   (a) Vertebrates
   (b) Invertebrates
   (c) Crawlers
   (d) Worms

7. Which of the following is a mammal?
   (a) Snake
   (b) Dog
   (c) Tree frog
   (d) Lizard

8. Which of the following is the correct arrangement from smallest to largest?
   (a) Tissue, Cell, Multicellular organism
   (b) Cell, Organ, Tissue
   (c) Cell, Tissue, Organ
   (d) Tissue, Cell, Organ

9. What is the main function of the respiratory system?
   (a) To filter air
   (b) To take in oxygen and let out carbon dioxide
   (c) To take in air only
   (d) To take in carbon dioxide and let out oxygen

10. The main organ of the respiratory system is the:
    (a) Lungs
    (b) Nose
    (c) Heart
    (d) Trachea

11. The trachea is also known as the:
    (a) Larynx
    (b) Voice box
    (c) Windpipe
    (d) Pharynx

12. Which of the following materials can be used to make a model of the trachea?
    (a) Straw
    (b) A stick with springs around it
    (c) Hose
    (d) A straw with springs around it

13. Which of the following is true about the respiratory system?
    (a) It has two pairs of lungs
    (b) The mouth filters the air
    (c) The nose filters the air
    (d) It has two voice boxes

LIVEWORKSHEETS

14. Why do living organisms need oxygen?
    (a) To breathe
    (b) To make food
    (c) To make energy
    (d) To store it

15. The particles in a solid are:
    (a) widely spaced
    (b) loosely spaced
    (c) tightly packed
    (d) in random motion

Total 20 marks

SECTION TWO: Short Answer.
Instructions: Answer ALL questions in this section in the spaces provided.

1. Figure 1 shows a diagram of a cell. Use the words at the side to help label the parts of the cell.

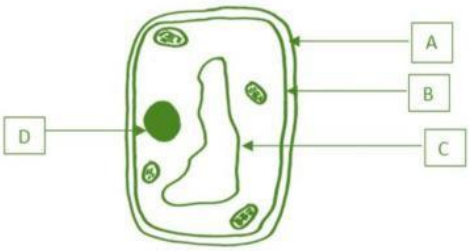

VACUOLE; NUCLEUS; CELL WALL; CELL MEMBRANE; MITOCHONDRION

Figure 1. Diagram of a cell.

i. Label the letter a, b, c & d in the diagram above.

A: ……

B: ……

C: ……

D: …… **(4 marks)**

ii. What type of cell is the diagram showing above?

…….. **(1 mark)**

iii. State the function of C and D in the diagram above.

Structure C:

……

Structure D:

……

(4 marks)

b) What is a cell?

……

……

(2 marks)

c) Complete the flowchart below which outlines the formation of a multicellular organism. **(Systems; Organs; Tissues; Fats).**

LIVEWORKSHEETS

(3 marks)

e) Name any **TWO** specialized cells in the human body?

……

(2 marks)

Total 20 marks

2) (a) Study the diagram below then answer the questions which follow:

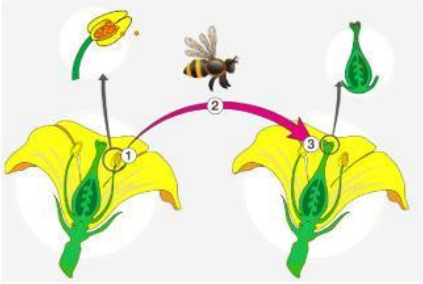

(i) Name the plant process shown in the diagram above:

……

(ii) What is the agent that helps with the process in (b)(i) above ?

……

(iii) Identify the **TWO** parts of the flower that are involved in the process taking place:

Part 1 :……

Part 2: ……

(4 marks)

(b) Match the parts of the flower in **column A** to their function in **column B**. An example is done for you.

Column A **Parts of the flower**	**Column B** **Functions for the parts of the flower**
A) Petal	__ protects the young flower
B) Ovule	__ supports the entire flower
C) Stigma	__ makes pollen grains
D) Ovary	B__ forms the seed after fertilizaztion
E) Anther	__ attracts insects for pollination
F) Receptacle	__ traps or collects pollen grains during pollination
G) Sepal	__ holds up or supports the stigma
H) Style	__ forms the fruit after fertilization

(7 marks)

LIVEWORKSHEETS

Total 11 marks

3. (a) What is a Matter?

……

……

(1 marks)

(b) Study the diagram below and label the change in the state of matter occurring at 1, 3 & 5. Use the words below to help identify the change of state.

SUBLIMATION; CONDENSATION; FREEZING;
MELTING; RESUBLIMATION; EVAPORATION

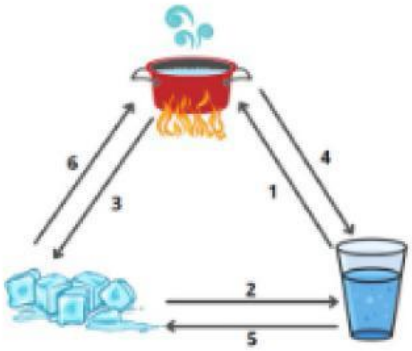

1: …….

3: ……..

5: …….. **(3 marks)**

(c) In the box below, insert the diagram which shows the arrangement of the particles of a solid and liquid.

Solid	**Liquid**

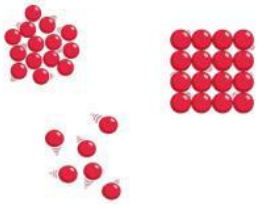

(4 marks)

(d) Complete the table below that explains the properties of the state of matter.

Solid	**Liquid**	**Gas**
Has a fixed shape		
		Have a lot of energy
	Particles arranged close to each other, with some space to move	

(6 marks)

Total 14 marks

Total 65 Marks

End of Exam

LIVEWORKSHEETS

LIVEWORKSHEETS