


REVIEW

PART A PHOTOGRAPHS Track 190



Listen and choose the sentence that best describes the photo. 

_____ 1.




_____ 2.



PART B QUESTION AND RESPONSE Track 191



Listen and choose the best response to the sentence you hear. 

_____ 3.


_____ 4.

_____ 5.

_____ 6.

_____ 7.

 **LIVEWORKSHEETS**

Listen and answer the questions. 

 Starters		Mains 	
Tiger prawns.....	\$10	Barbecue chicken.....	\$15
Wings.....	\$10	Bacon burger.....	\$20
Seasonal vegetables.....	\$12	Tomato pasta.....	\$17
Fried fish.....	\$15		


- _____ 8. Which of the following is the man not going to eat?
- A Tiger prawns B Barbecue chicken
 C Seasonal vegetables D Wings
- _____ 9. What does the woman mean when she says, "Go for it"?
- A She thinks the man should call the waiter over.
 B The waiter is coming over to the table now.
 C The man should order what he wants.
 D The man should order tomato pasta.
- _____ 10. Look at the graphic. How much money will the woman spend on her main course?
- A \$10 B \$15 C \$17 D \$20

PART D TEXT COMPLETION

Select the best answers to complete the text.



To host a successful business lunch, there are a few things to 11. Firstly, decide on the budget. Find out what a reasonable cost is. After that, you will be able to choose an appropriate location. This affects the participants' 12 of the event before they've even arrived. You should also make sure there is a range of dishes available to vegetarians or those with dietary 13. Next, invite your guests. Make sure they know what is going to be discussed to give them the chance to prepare. 14 This doesn't need to be strictly kept, but it ensures there's a checklist of points to cover. Without this, you could end up failing to achieve what you set out to do. Afterwards, reflect on what went well and what didn't, and figure out how to improve for next time.



- _____ 11. **A** make sure
C tuck in
- _____ 12. **A** impression
C pleasure
- _____ 13. **A** partnerships
C hosts
- _____ 14. **A** This helps guarantee that everyone leaves feeling satisfied.
B Send out an e-mail letting everyone know who's attending.
C And finally, make a plan for what will happen at the lunch.
D Then, let them order their food separately.
- B** keep in mind
D be in touch
- B** coast
D intolerance
- B** progress
D restrictions