



GRADE 5 SCIENCE MINI TEST - SET 2



SCIENTIFIC EXPERIMENTS & INVESTIGATION SKILLS

Choose the correct answer (A, B, C or D) for each question.

1 Planning an Experiment

A student wants to find out:
Does light affect plant growth?

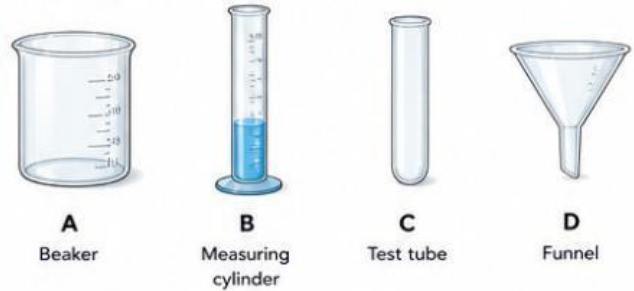


The student keeps all other factors the same.
What is the independent variable?

- A. Type of soil
- B. Amount of water
- C. Light condition
- D. Plant height

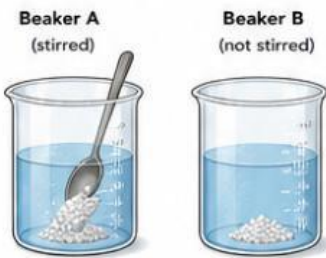
2 Choosing Equipment

A student needs to measure 50 mL of water accurately.
Which apparatus should be used?



3 Fair Test

A student wants to find out:
Does stirring affect how fast salt dissolves in water?



The student:

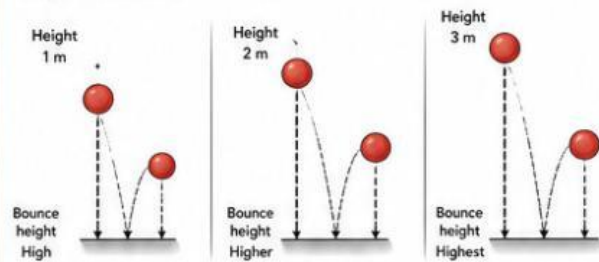
- uses the same amount of salt
- uses the same volume of water
- uses the same temperature
- uses identical beakers
- measures how long it takes for the salt to dissolve completely

Which variable is the student changing?

- A. Amount of salt
- B. Stirring
- C. Water temperature
- D. Beaker size

4 Observing Changes

A ball is dropped from different heights and the bounce height is measured.



What can be concluded from the results?

- A. The higher the drop, the higher the bounce.
- B. The ball becomes heavier when dropped.
- C. The floor affects the bounce.
- D. The ball disappears after bouncing.

5 Measuring Time

Which instrument is used to measure the time shown in the diagram?



- A. Stopwatch
- B. Thermometer
- C. Balance
- D. Ruler

6 Variables in an Experiment

A student pours the same amount of hot water into two cups.
One cup is covered with a lid. The other cup is left uncovered.



The student measures the temperature of the water every 5 minutes.

What is the dependent variable in this investigation?

- A. The type of lid
- B. The temperature change
- C. The colour of the cup
- D. The amount of water

7 Recording Results

A student rolls a toy car down a ramp three times and records the distance travelled.

Trial	Distance travelled (cm)
1	120
2	119
3	121



Why does the student repeat the experiment?

- A. To make the experiment more exciting
- B. To make the results more accurate and reliable
- C. To change the answer
- D. To finish the experiment quickly

8 Safety in Experiments

A student is mixing a chemical solution.



Which safety equipment should the student wear to protect the eyes?

- A. Gloves
- B. Safety goggles
- C. Apron
- D. Face mask

9 Drawing Conclusions

A student grows three groups of plants using different amounts of fertiliser for one month.

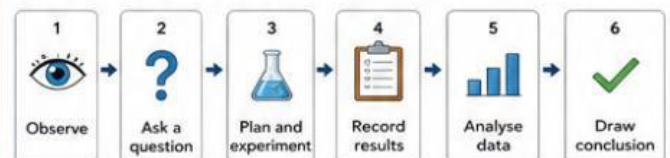


What is the best conclusion?

- A. More fertiliser always helps plants grow.
- B. The right amount of fertiliser helps plants grow best.
- C. Plants do not need fertiliser to grow.
- D. Too much fertiliser does not harm plants.

10 Scientific Skills

The diagram shows the steps in a scientific investigation.



Which step comes immediately after recording results?

- A. Observe
- B. Analyse data
- C. Ask a question
- D. Draw conclusion