

# REVIEW 4



Ex1: Put a tick ( ✓ ) or a cross ( ✗ ).

14

fourteen



mother

13

fifteen



tent



shoes

11

eleven



Ex2: Match the word with the pictures.



1

tent

fifteen

shirts

blanket

teapot

shoes

sister

brother



2

5



6



7



8



15














3



4





Ex3: Fill in the missing letter.


	<input type="text"/>	
		
		
		
		





Ex4: Read and tick.

1. My brother is eleven.



	
<input type="checkbox"/>	<input type="checkbox"/>

	
<input type="checkbox"/>	<input type="checkbox"/>

2. Where are the shoes?  
Over there.

	
<input type="checkbox"/>	<input type="checkbox"/>

4. That is my grandmother.

	
<input type="checkbox"/>	<input type="checkbox"/>



Ex5: Number the pictures.



1. fifteen
2. sister
3. shirts
4. brother
5. teapot
6. thirteen
7. grandmother
8. blanket
9. shoes
10. shorts
11. eleven
12. ten



7.

15



13

11



Ex5: Look and write.

14



1. \_\_\_\_\_

2. \_\_\_\_\_

3. \_\_\_\_\_

4. \_\_\_\_\_

