

PART 1: Listen and tick. There is one example. (1pt)

0.



A.



B.



C.


1.



A.



B.



C.

2.



A.



B.



C.

3.



A.



B.



C.

4.



A.





B.



C.

PART 2: Listen and match. There is one example. (1pt)



0

1

2

3

4

PART 3: Listen and number. There is one example. (1pt)



PART 4: Listen and choose the best answer. There is one example.(1pt)

0.I to music at break time.

1.Is she a? -> Yes, she is.

2. I'm

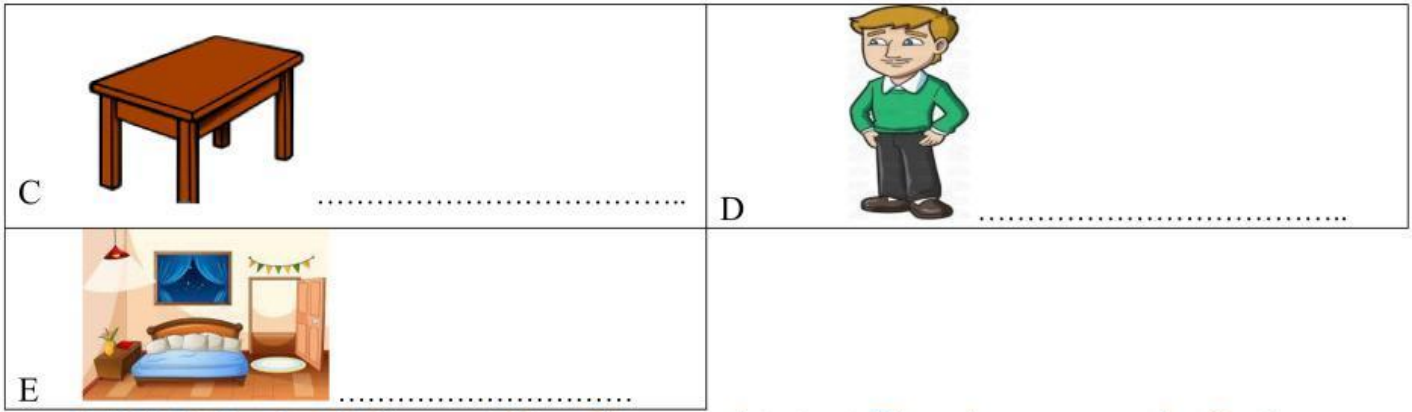
3.My mother is a.....

4.She has a

READING

PART 1: Read and match the words with pictures. There is one example. (1pt)

<p>A</p> <p>.....</p>	<p>B</p> <p>.....</p>
------------------------------	------------------------------




PART 2. Read and choose A, B or C to complete text. There is one example. (1 pt)

This is my (0) That is my (1) It is blue. These (2) my pencil cases. They're yellow (3) brown. My books are on the (4) I love my school things very much.

- | | | |
|------------------|-----------|-----------|
| 0. a. school bag | b.pens | c.desks |
| 1. a. ruler | b.pencils | c.erasers |
| 2. a. is | b.am | c. are |
| 3. a. in | b.and | c.with |
| 4. a. new | b.small | c.table |

WRITING

PART 1.Look at the pictures and the letters. Write the words. (1 pt)



2. Rearrange the words to make the sentences. There is one example. (1 pt)

1. is/ Where/ bathroom/ your/?/

.....

2. rice/ you/ like/ Would/some/?/

.....

3. any/ you/ Do/ birds/ have/?/

.....

4. flying/ They/ kites/ are/./.....