

# LKPD

## Matematika

Tema: Mengenal Bentuk

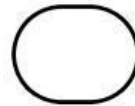
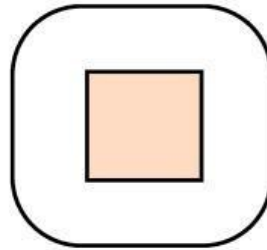
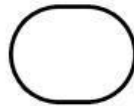
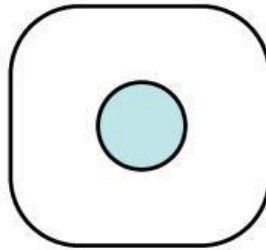

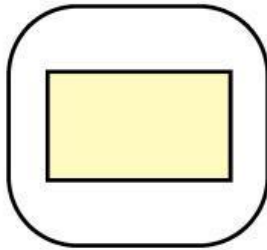
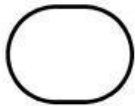
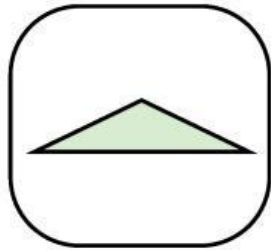
Nama: \_\_\_\_\_ Kelas: \_\_\_\_\_



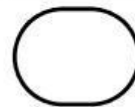
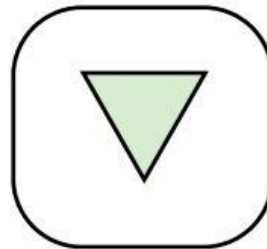

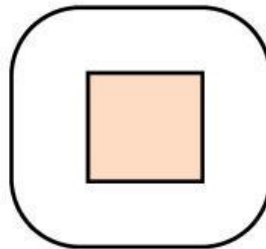

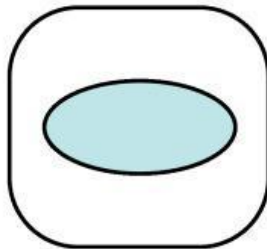
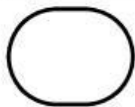
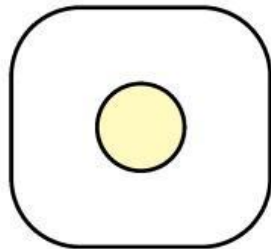
# Pilih Bentuk Sesuai Namanya

Perhatikan nama bentuk kemudian berilah tanda centang (v) pada bentuk yang sesuai.


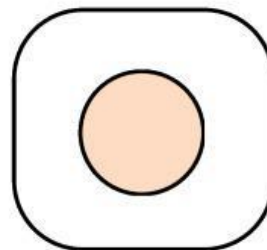


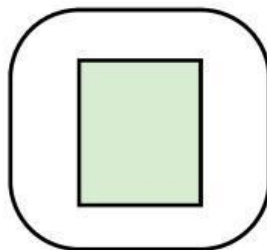
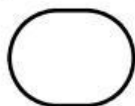

Segi empat



Segitiga

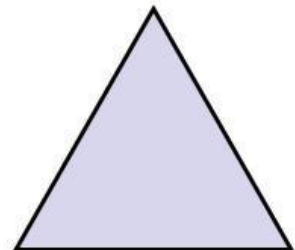



Bentuk lengkung





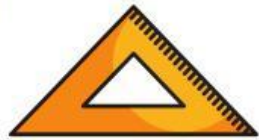
# Pasangkan Benda dengan Bentuknya

Tarik garis pada benda yang memiliki bentuk yang sama dengan bentuk di sebelah kanan.



# Menemukan Bentuk di Sekitar

Tuliskan benda acak berikut yang memiliki bentuk sesuai yang ada di dalam tabel.



Segi empat

Bentuk lengkung

Segitiga