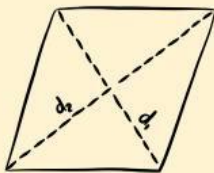

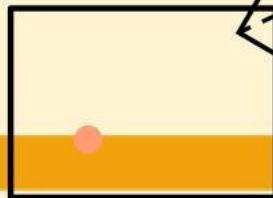
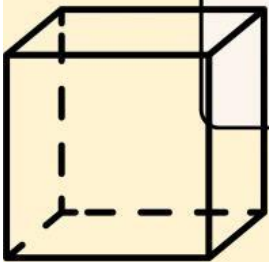


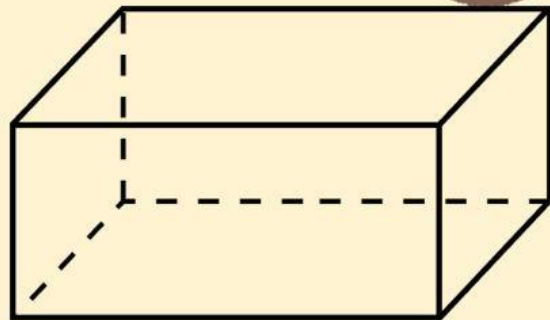
E-LKPD

LEMBAR KERJA PESERTA DIDIK

Matematika
Geometri



$$A = \frac{1}{2}$$



Nama:

Kelas:

W	F	N	P	T	A	B	U	N	G	O	I	I	S
V	Z	S	Q	O	G	E	I	K	Q	Z	S	T	J
E	Z	B	K	N	Q	V	M	M	S	A	T	U	E
R	S	A	A	A	P	K	Q	P	L	U	I	Q	O
A	Y	D	G	P	L	D	J	S	D	D	B	R	F
P	I	Y	H	A	K	L	N	U	A	I	A	G	R
B	E	L	Z	Q	R	A	S	C	H	L	L	D	T
Q	D	R	D	X	R	I	H	C	Y	A	O	K	K
M	A	N	S	T	B	K	S	V	U	T	K	U	B
N	L	C	V	E	N	S	D	I	Z	A	W	B	N
I	Q	Q	F	G	G	H	X	I	E	S	J	U	N
I	J	Z	B	I	G	I	C	J	X	I	Z	S	D
G	J	D	J	B	A	I	Z	I	K	H	C	J	L
K	R	W	R	U	A	N	G	V	T	I	T	I	K