



Student's name: _____

Date: _____

Class: _____

Indicaciones.

- **ESCRIBIR SU NOMBRE Y APELLIDO DE FORMA DIGITAL.**

- Escribir la fecha en inglés
- Presentar el trabajo el día VIERNES 22 DE MAYO del 2026 sala de profesores.

Indications.

- Write your full name in digital form.
- Write the date in English.
- Submit the work on Wednesday, May 22th, 2026, in the teachers' room.

SOLO IMPRIMA LAS DOS PRIMERAS
HOJAS DONDE SE VISUALICE LA
CALIFICACION Y LOS APELLIDOS Y
NOMBRES DEL ESTUDIANTE.

**CARATULA IMPRESA CON LA
INFORMACION EN INGLES ESCRITO DE
FORMA DIGITAL, NO A MANO**

Student's name: _____


Date: _____

Topic: _____

A. Read and match.



1	swings
2	slide
3	tunnel
4	rope
5	net
6	house



A. Write the missing words. Read the chant.

Do you like to play in the ① ?

Do you like to play on the ② ?

Do you like to climb the ③ ?

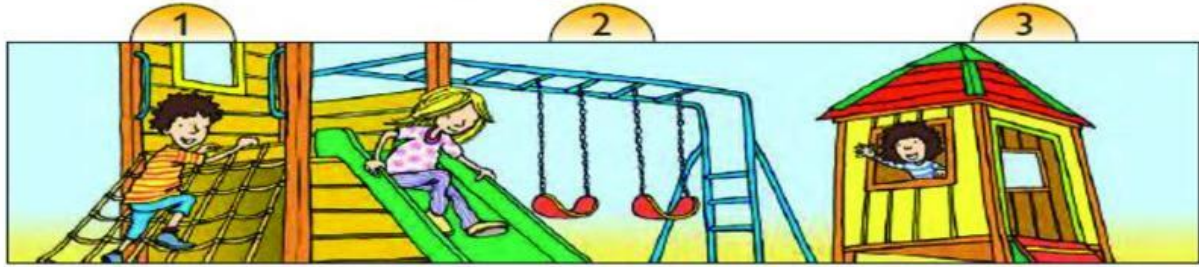
Do you like to play on the ④ ?

Do you like to ⑤ ?

Do you like to ⑥ ?



C. Listen and say. **Track 51**

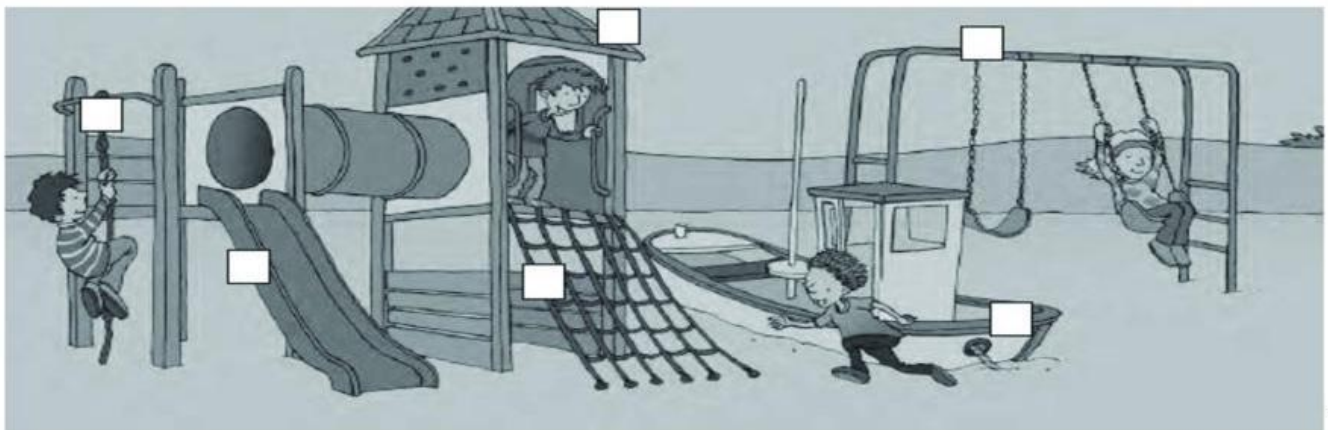


1. _____

2. _____

3. _____

C. Listen and number. **Track 85**



C. Ask and answer.

What do you like to do in the playground?



I like to

Look and describe the action of each picture , write the sentences under them.

Play and learn

What do you like to do in the playground?

I like to play in the house.

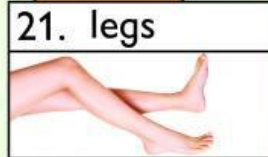
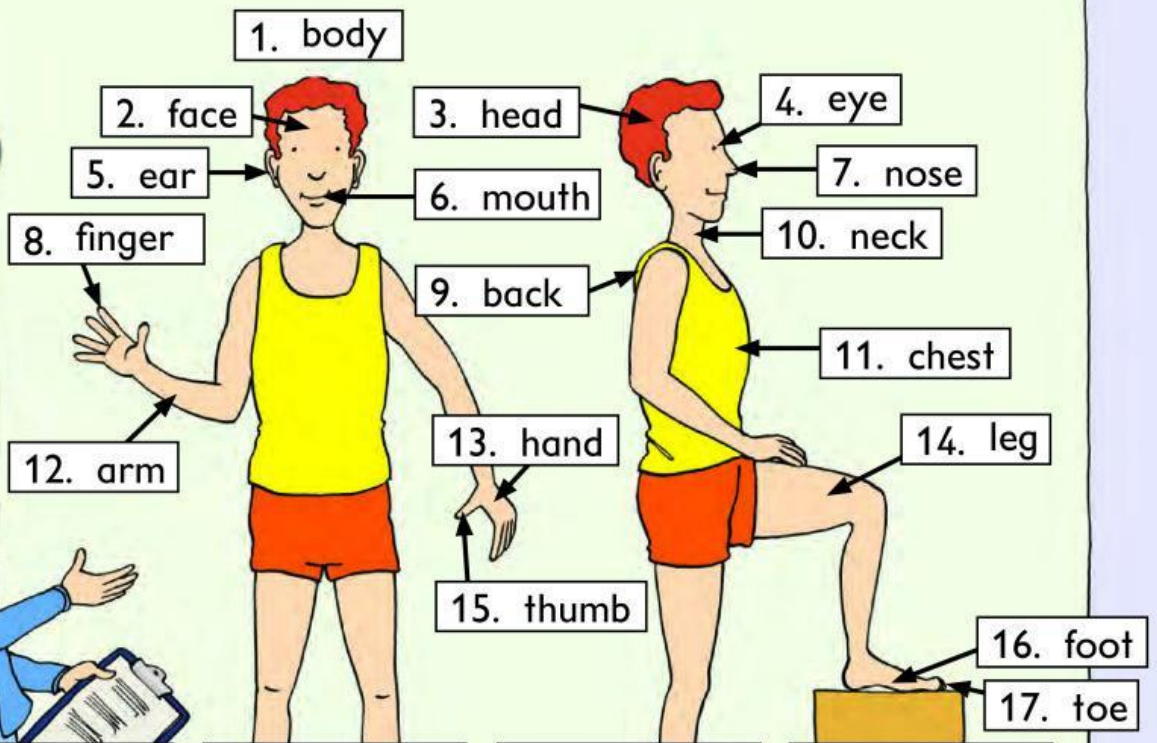
1. _____
2. _____
3. _____
4. _____
5. _____
6. _____
7. _____
8. _____
9. _____

I hurt my nose.

Look, listen, and talk



Track
53



Talk.

What's wrong?



I hurt my ____.

What's wrong? What's wrong?
I hurt my nose and I hurt my toes.
This is my nose and these are my toes.
I hurt my nose and my toes.

What's wrong? What's wrong?
I hurt my face and I hurt my fingers.
This is my face and these are my fingers.
I hurt my face and my fingers.



Listen

A. Listen and choose.

Track 55



b



- 1
- 2
- 3
- 4
- 5



c



d



e

B. Listen and check a or b.

Track 56

1	2	3	4
<div style="display: flex; align-items: center;"> <div style="border: 1px solid black; padding: 2px;">a</div> </div>	<div style="display: flex; align-items: center;"> <div style="border: 1px solid black; padding: 2px;">a</div> </div>	<div style="display: flex; align-items: center;"> <div style="border: 1px solid black; padding: 2px;">a</div> </div>	<div style="display: flex; align-items: center;"> <div style="border: 1px solid black; padding: 2px;">a</div> </div>
<div style="display: flex; align-items: center;"> <div style="border: 1px solid black; padding: 2px;">b</div> </div>	<div style="display: flex; align-items: center;"> <div style="border: 1px solid black; padding: 2px;">b</div> </div>	<div style="display: flex; align-items: center;"> <div style="border: 1px solid black; padding: 2px;">b</div> </div>	<div style="display: flex; align-items: center;"> <div style="border: 1px solid black; padding: 2px;">b</div> </div>

C. Listen and say.

Track 57

1	2	3

Practice

A. Look and choose.



body

ear

eye

arm

leg

fingers

B. Read and say.



This is my body. This is my face.
 This is my nose and this is my mouth.
 These are my eyes and these are my ears.
 These are my arms and these are my legs.
 This is my hand and this is my foot.

C. Ask and answer.

What's wrong?



I hurt my ____
 and I cut my ____.

Play and learn

I hurt my nose.



I cut my toes.



ang ing ong ung

P-CD

Track
64

A. Look, listen, and say.



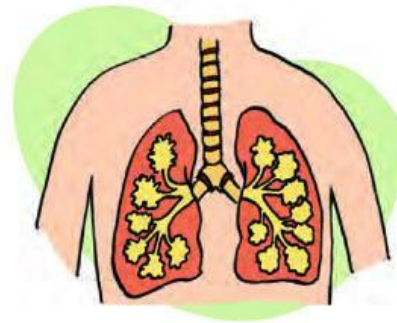
1. hanger



2. king



3. strong



4. lungs

P-CD

Track
65

B. Listen and fill in the missing letters.

1. h _____ er

2. r _____

3. s _____

4. str _____

5. b _____

6. th _____

7. yo _____

8. s _____

9. r _____

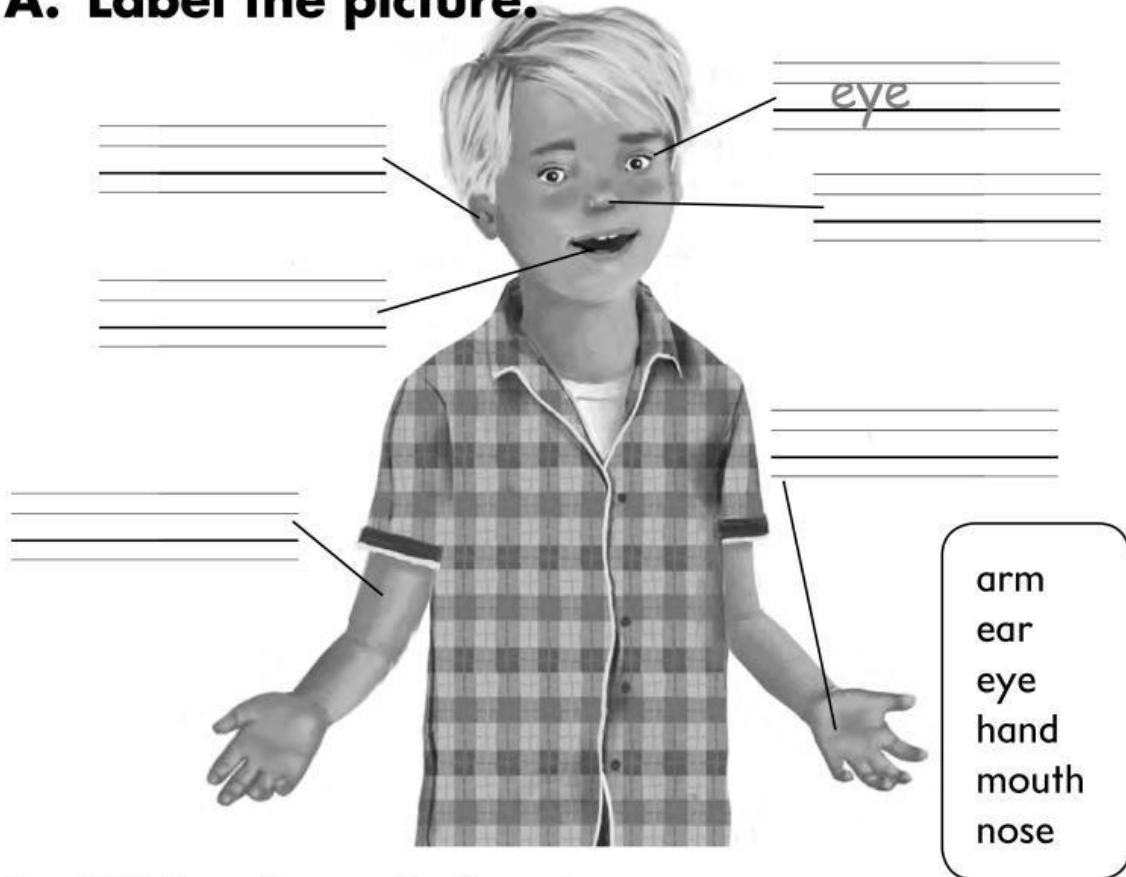
Unit

5

I hurt my nose.

Read and write

A. Label the picture.



B. Write the missing letters.

1	__e__k
2	f__ng__r__
3	b__dy
4	fo__t

5	ch__st
6	a__m__
7	mo__t__
8	h__n__s

AB50

C. Listen, write, and read.

P-CD

Track
66

1. I'll put my coat on a _____.

2. The _____ has a ring on his finger.

3. This man is very _____.

4. We all have two _____.



D. Look at the pictures and write the words.

ang



ong

ing



ung

E. Listen and chant.

P-CD

Track
67

Singing Songs

The **king** likes to **sing**.


He has **strong** **lungs**.

He **sings** **long** **songs**

and **bangs** on his drums.







C. Number the sentences.



- | | |
|---|---------------------------|
| 1 | Hi. What's wrong? |
| | Where's the nurse's room? |
| | It's on the second floor. |
| | I cut my finger. |

D. Write the missing words.

1. This is my 
2. These are my 
3. This is my 
4. These are my 

fingers mouth eyes foot

AB51

Unit
5

ld lf lk lm lp lt

A. Look, listen, and say.

P-CD

Track
68



1. cold



2. myself



3. milk



4. elm



5. help



6. melt

B. Listen and fill in the missing letters.

P-CD

Track
69

1. fie _____



2. wo _____



3. e _____



4. fi _____



5. ke _____



6. be _____

