




READING COMPREHENSION WORKSHEET 1

**IMPROVING READING
SKILL THROUGH
RECOUNT TEXT**

LET'S START

 Watch the video on the right and answer the questions below!



How to answer

1. What did you see in the video?

Click here



1. What did you see in the video?

Answer:

2. Have you ever been to a beach? What did you do there?

Answer:



SUPPORTING MATERIAL



Read and understand the supporting material below about recount text!

WORD BOX

Word	Pronunciation	Translation
picnic	/ˈpɪknɪk/	piknik
decided	/dɪˈsaɪdɪd/	memutuskan
affordable	/əˈfɔːdəbl/	terjangkau
sunrise	/ˈsʌnrɑɪz/	matahari terbit
sandals	/ˈsændlz/	sandal
fishing rod	/ˈfɪʃɪŋ rɒd/	alat pancing
prepared	/prɪˈpeəd/	mempersiapkan
swimsuits	/ˈswɪmsuːts/	pakaian renang
exploring	/ɪkˈsplɔːrɪŋ/	menjelajahi
activities	/ækˈtɪvətɪz/	kegiatan



ACTIVITIES



A. OBSERVING Let's Start Reading!



Read the text carefully!

A Family Picnic at Sanur Beach

Last holiday, I went on a picnic with my family. We decided to visit Sanur Beach in Bali. We left our house by car at four in the afternoon. My father drove carefully. We arrived at Sanur around six in the evening. Then, we stayed at a small but beautiful motel near the beach. The price was also affordable.

The next morning, I woke up early, and my sister did too. We ran to the beach together to enjoy the sunrise. The weather was cool, and the sand felt soft under my feet when I took off my sandals. After a while, our parents joined us. Some other people were also enjoying the sunrise at the beach.



After that, we went back to the motel and had breakfast. Later, my father took his fishing rod to catch some fish, while my sister and I prepared our swimsuits to swim in the sea. We spent the whole day at the beach and had lunch there. It was so much fun. In the evening, we returned home.

It was a very nice holiday. The next day, we continued our usual daily activities, but I still remembered the fun time at the beach.

Adapted from 10++ Contoh Recount Text Bahasa Inggris Singkat dan Terjemahannya by Ulvia Nur Azizah, 2025, <https://www.detik.com/jogja/kota-pelajar/d-7889503/10-contoh-recount-text-bahasa-inggris-singkat-dan-terjemahannya>





Answer the questions below based on the reading passage above!
Choose the best answer A, B, C or D by 'click' on the answer box!

How to answer

1 What is the main idea of the passage?

click here



1 What is the main idea of the passage?

2 What time did the family arrive at Sanur Beach?

3 What did the writer and his/her sister do in the morning?

4 Why did the writer say "It was so much fun"?

5 What does the word "affordable" in paragraph 1 most nearly mean?





B. QUESTIONING

Wondering Why?



After reading the reading passage above, write one (1) question about something you are curious about related to the text or recount text!

How to answer

Example

Question : Why did the writer have a very nice holiday?

Possible Answer: Because they spent fun time with family at the beach and did many enjoyable activities.



Click here

Question:

Answer:





C. COLLECTING INFORMATION

Find the Details!

 Work in pairs. Take turns asking and answering the questions below. Then, write your friend's answers briefly.


How to answer


Example


Your Questions

1. Where did you go last holiday?
2. Who did you go with?
3. Where did you stayed?
4. What activities did you do?
5. How did you feel about it?


Your Friend Answer:

I went to Lake Toba 

I went with my family. 

We stayed in a hotel near the lake 

I swam and took photos. 

I felt happy and excited. 

Click here

Your Questions:

1. Where did you go last holiday?
2. Who did you go with?
3. Where did you stayed?
4. What activities did you do?
5. How did you feel about it?



Your Friend Answer:

1

2

3

4

5



D. ASSOCIATING

Let's Think Deeper!



Compare the story "A Family Picnic at Sanur Beach" with your friend's holiday!

How to answer

Aspect	Text Story	Your Friend's Story
Place	<u>The story happened at</u> <div style="border: 1px solid black; padding: 2px; display: inline-block;">Sanur beach in Bali</div>	<u>My friend went to</u> <div style="border: 1px solid black; padding: 2px; display: inline-block;">Lake Toba</div>

click here

Aspect	Text Story	Your Friend's Story
Place	<u>The story happened at</u> <div style="border: 1px solid black; height: 40px; width: 100%;"></div>	<u>My friend went to</u> <div style="border: 1px solid black; height: 40px; width: 100%;"></div>
People	<u>The people in the story were</u> <div style="border: 1px solid black; height: 40px; width: 100%;"></div>	<u>My friend went with</u> <div style="border: 1px solid black; height: 40px; width: 100%;"></div>
Accommodation	<u>They stayed</u> <div style="border: 1px solid black; height: 40px; width: 100%;"></div>	<u>My friend stayed</u> <div style="border: 1px solid black; height: 40px; width: 100%;"></div>
Activities	<u>They</u> <div style="border: 1px solid black; height: 40px; width: 100%;"></div>	<u>My friend</u> <div style="border: 1px solid black; height: 40px; width: 100%;"></div>
Feeling	<u>They felt</u> <div style="border: 1px solid black; height: 40px; width: 100%;"></div>	<u>My friend felt</u> <div style="border: 1px solid black; height: 40px; width: 100%;"></div>





E. COMMUNICATING It's Your Turn!



Reading Aloud Task: A Family Picnic at Sanur Beach!

INSTRUCTIONS:

1. Work with your seatmate.
Decide who will record the voice first and who will display the text.
2. Your Friend: Open the Liveworksheets reading passage
“A Family Picnic at Sanur Beach” on their phone/PC.
3. You: Open the link of “[Vocaroo.com](https://vocaroo.com/)” on your phone/PC.




4. On Vocaroo, click the “Red Microphone Button” to start recording your voice.



5. Read the text clearly from your friend's phone screen on page 3. Make sure your voice is loud enough with correct pronunciation, intonation, and fluency
6. When you finish reading, click the “Stop” button, then click “Save & Share”.



7. Click the “Copy”  icon to get your recording link.



8. Go to your Liveworksheets, and “Paste” the link into the provided answer box.



9. Switch Roles! Now you display the text, and your friend records her/his voice.





Access the following link and fill in the recording link in the answer box!



Click this:



<https://vocaroo.com/>



Click here

Recording Link:



SELF REFLECTION



After you complete this lesson, fill in the self-reflection below.
Put a checklist (✓) in box of every column that best describes your understanding!

How to answer

No	Statement	Very Well	Well	Poorly	Choose one of the criteria that suits you
1	I can identify the generic structure of a recount text.	<input checked="" type="checkbox"/>	<input checked="" type="checkbox"/>	<input checked="" type="checkbox"/>	<i>Click here</i>

No	Statement	Very Well	Well	Poorly
1	I can identify the structure (Orientation, Events, Re-orientation) of a recount text	<input type="checkbox"/>	<input type="checkbox"/>	<input type="checkbox"/>
2	I can formulate questions and answers related to the details of a recount text	<input type="checkbox"/>	<input type="checkbox"/>	<input type="checkbox"/>
3	I can collect information about a holiday by interviewing my peers	<input type="checkbox"/>	<input type="checkbox"/>	<input type="checkbox"/>
4	I can read a recount text aloud with correct pronunciation and proper intonation	<input type="checkbox"/>	<input type="checkbox"/>	<input type="checkbox"/>





**YOU'VE FINISHED
THIS WORKSHEET**

