




**READING COMPREHENSION
WORKSHEET 3**

**ANALYZING THE
LANGUAGE FEATURES
OF RECOUNT TEXT**

LET'S START



Watch the video on the right and answer the questions below!



How to answer

1. What did you see in the video?

Click here



1. What did you see in the video?

Answer:

2. Have you ever visited a zoo? What animals did you see there?

Answer:



SUPPORTING MATERIAL



Read and understand the supporting material below about Language Features of recount text!



WORD BOX



Word	Pronunciation	Translation
nervous	/ˈnɜːvəs/	gugup
excited	/ɪkˈsaɪtɪd/	bersemangat
comfortable	/ˈkʌmfətəbl/	nyaman
coach	/kəʊtʃ/	pelatih
strict	/strikt/	tegas
give up	/gɪv ʌp/	menyerah
supportive	/səˈpɔːtɪv/	mendukung
talent show	/ˈtælənt ʃəʊ/	pertunjukan bakat
magic trick	/ˈmædʒɪk trɪk/	sulap
surprised	/səˈpraɪzd/	terkejut



ACTIVITIES



A. OBSERVING Let's Start Reading!



Read the text carefully!

My School Trip

Last month, my classmates and I went on a school trip to a zoo. It was an exciting experience because we had been waiting for this trip since the beginning of the semester. Our teacher and the zoo guides accompanied us during the visit. We left early in the morning by bus, and everyone looked very enthusiastic.



When we arrived at the zoo, the guides welcomed us and gave a short explanation about the animals. First, we visited the area where we could see various kinds of birds. I was amazed by their colorful feathers and unique sounds. After that, we moved to the reptile section, where I saw snakes and crocodiles for the first time up close.

Next, we went to see the seals being fed. It was one of my favorite moments because the seals were very smart and entertaining. They followed the trainer's instructions and performed some tricks. I really enjoyed watching them, and so did my friends.

At noon, we had lunch together in a picnic area. The zoo provided the food, and we ate while sharing stories and laughing together. After lunch, we continued exploring other parts of the zoo, including the area with elephants and monkeys.



Before going home, we took some photos as a memory of our trip. Then, we gathered near the entrance and prepared to return to school. We got on the bus and headed back in the afternoon.



It was a very fun and memorable trip for me. I learned many new things about animals and spent quality time with my friends. I hope I can have another school trip like this again in the future.

Adapted from Easy reading: 'the School Trip' by MrsFrobisher, 2024, iSLCollective.
<https://en.islcollective.com/english-esl-worksheets/grammar-practice/general-grammar-practice/past-simple-tense/easy-reading-the-school-trip/155448>





Answer the questions below based on the reading passage above!
Choose the best answer A, B, C or D by 'click' on the answer box!

How to answer

1 Analyze this sentence:.....

click here



1 Analyze this sentence: "Last month, my classmates and I went on a school trip to a zoo."

Which part shows the Adverb of Time?

2 In the same sentence, which word indicates the use of Simple Past Tense?

3 Analyze this phrase: "We left early in the morning by bus."

Why is "**in the morning**" categorized as an Adverb of Time?

4 Look at this sentence: "When we arrived at the zoo..."

Which phrase functions as an Adverb of Place?

5 Which expression below is an Adverb of Sequence?



6 Analyze the use of “First” in this sentence:

“First, we visited the area where we could see birds.”

Why does the writer use “**First**”?

7 Which sentence best shows both Simple Past Tense and Adverb of Place?

8 Analyze this sentence: “After that, we moved to the reptile section.”

What is the main function of “**After that**”?

9 Which sentence contains an Adverb of Place?

10 Why is “**At noon**” considered an Adverb of Time?





B. QUESTIONING

Wondering Why?



After reading the reading passage above, write one (1) question about something you are curious about related to the text or recount text!

How to answer

Example

Question

: Why does recount text use words like "first", "next", and "after that", isn't that for procedure text?



Click here

Possible Answer:

Because recount text also tells events in order not only in procedure text.



Question:

Answer:





C. COLLECTING INFORMATION

Find the Details!



Read the text carefully. Then, fill in the table below based on the language features category:

How to answer

Example:	Past Tense Verb	Went, Visited, ...	
	Adverb of Time	Yesterday, ...	
	Adverb of Place	Outside, ...	
	Adverb of Sequence	First, ...	

Click here

Answer:

Past Tense Verb	
Adverb of Time	
Adverb of Place	
Adverb of Sequence	





D. ASSOCIATING

Let's Think Deeper!

PART I



Read each sentence carefully!
Analyze the incorrect verb and incorrect to be!

How to answer

1 We visit the zoo last Saturday

Correct Sentence:



click here



Rewrite the sentence using the correct verb in simple past tense!

A. Verbal Sentences

1 We visit the zoo last Saturday.

Correct Sentence:

2 The students arrive at the zoo in the morning.

Correct Sentence:

3 The teacher guides us during the trip.

Correct Sentence:

4 I enjoy the trip with my friends.

Correct Sentence:

5 We see many animals during the trip.

Correct Sentence:





Rewrite the sentence using the correct "to be" in simple past tense!

B. Nominal Sentences

1 The trip is very fun yesterday.

Correct Sentence:

2 We was very happy at the zoo.

Correct Sentence:

3 The animals been very interesting last Sunday.

Correct Sentence:

4 The zoo be crowded that day.

Correct Sentence:

5 The students are very enthusiastic during the trip.

Correct Sentence:




PART II

Read following sentences based on "My School Trip"! Analyze the Adverbs of Time, Adverbs of Place and the Adverbs of Sequence by Fill in each blank with the correct adverb from the box.



Drag each word from the Adverbs Box and drop it into correct blank in the sentences.

How to answer


Yesterday

1

, me and my family went to the zoo.

Click here





Adverbs Box:

near the entrance

finally

first

in the morning

next

after that

then

in the zoo

at noon

last month

- 1 , my classmates and I went on a school trip to the zoo.
- 2 We left by bus and felt very excited.
- 3 When we arrived, , we visited the area with colorful birds.
- 4 we moved to the reptile section and saw snakes.
- 5 we went to see the seals being fed.
- 6 we watched the seals performing some tricks.
- 7 We had lunch together in a picnic area.
- 8 We saw many animals and took some photos.
- 9 we gathered near the entrance before going home.
- 10 We waited before getting on the bus.





E. COMMUNICATING

It's Your Turn!



Write a short recount text about your experience using Simple Past Tense!

How to answer

Example

Your Answer:

Last weekend, I went to the beach with my family.

First, we built a sandcastle.

Next, we swam in the sea.

Then, we had lunch near the beach.

Finally, we watched the sunset and went home.

click here

- INSTRUCTIONS:**
1. When and where did it happen? (Time and Place)
 2. What did you do first?
 3. What did you do next?
Then...
 4. How did it end?

Answer:

1

2

3

4



SELF REFLECTION



After you complete this lesson, fill in the self-reflection below.
Put a checklist (✓) in box of every column that best describes your understanding!

How to answer

No	Statement	Very Well	Well	Poorly	Choose one of the criteria that suits you
1	I can understand the past tense of a recount text	<input checked="" type="checkbox"/>	<input checked="" type="checkbox"/>	<input checked="" type="checkbox"/>	Click here

No	Statement	Very Well	Well	Poorly
1	I can understand the past tense of a recount text	<input type="checkbox"/>	<input type="checkbox"/>	<input type="checkbox"/>
2	I can understand the adverb of time of a recount text	<input type="checkbox"/>	<input type="checkbox"/>	<input type="checkbox"/>
3	I can understand the adverb of place of a recount text	<input type="checkbox"/>	<input type="checkbox"/>	<input type="checkbox"/>
4	I can understand the adverb of sequence of a recount text	<input type="checkbox"/>	<input type="checkbox"/>	<input type="checkbox"/>





**YOU'VE FINISHED
THIS WORKSHEET**



ZOO

