
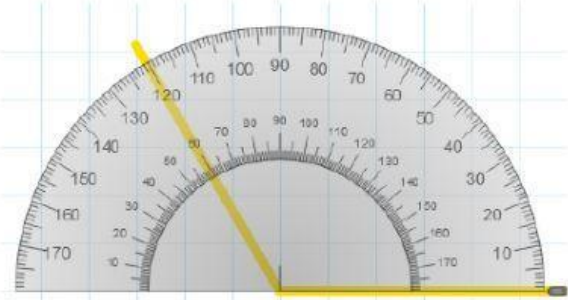



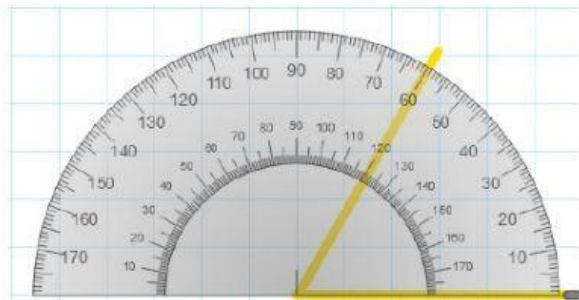
## Medida de ángulos

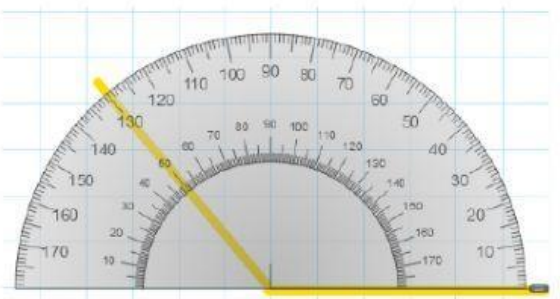
1. Escribe el tipo de ángulo (recto, agudo u obtuso) y su medida

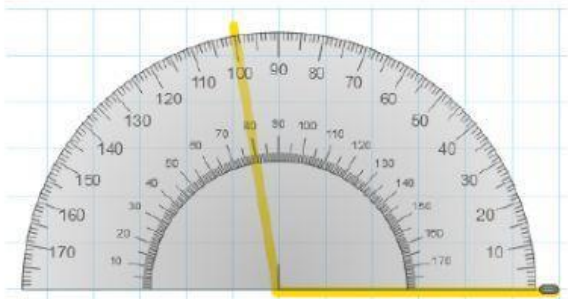


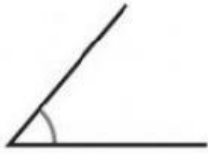



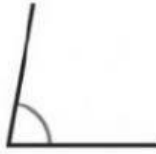



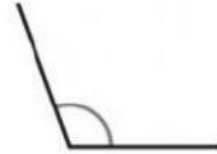
2. Elige la opción correcta para la medida de cada ángulo



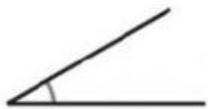
- ☐ 50°
- ☐ 130°



- ☐ 100°
- ☐ 80°



- ☐ 110°
- ☐ 70°



- ☐ 30°
- ☐ 150°



- ☐ 70°
- ☐ 90°



- ☐ 40°
- ☐ 140°