

## REVIEW 2

Part 1. Look, read and put a check (✓) in the correct box:

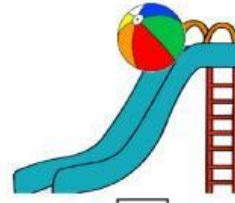
1. Where's the ball?



A.



B.



C.

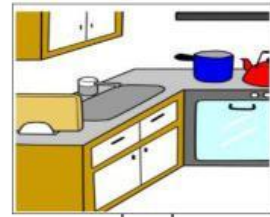
2. What room is it?



A.



B.



C.

3. Where's the frisbee?



A.



B.

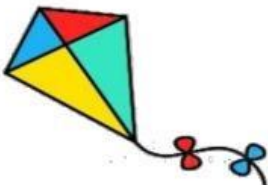


C.

4. Where's Billy?



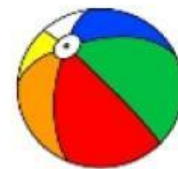
5. What's on the sofa?



A.





B.





C.


**Part 2. Look at the pictures. Match and write the letter in the box.**


Example:   a. car

1.   b. goal


2.   c. pool

3.   d. living room

4.   e. kitchen

5.   f. motorbike

**Part 3. Look at the pictures and read. Write "Yes" or "No".**



Examples:

There is a boy in the picture. No

There are three children. Yes

1. There are two trees. \_\_\_\_\_

2. Lucy is on the swing. \_\_\_\_\_

3. The car is under the slide. \_\_\_\_\_

4. The ball is on the tree. \_\_\_\_\_

## Part 4. Look and write.

Example:

There is one bike.

1. A cat is on the \_\_\_\_\_.
2. A teddy bear is \_\_\_\_\_ the bike.
3. I go to school by bike. How about you?  
- I go to school by \_\_\_\_\_.



## Part 5. Look, read and write the missing letters.

