

Name: _____

Date: _____



Safety Signs at Work



1. Match the Colours 🎨

**Top Tip!**

Red means stop. Green means go!

Work signs use colours to keep us safe. Write the letter in the empty box to match the colour to what it means.

Sign Shape	Write Letter Here	What It Means
 1. Red circle		a) Watch out! Be careful.
 2. Yellow triangle		b) You must do this.

 <p>3. Blue circle</p>		<p>c) Safe way out or go.</p>
 <p>4. Green square</p>		<p>d) Do not do this.</p>

2. What Do These Signs Mean? ●

Look at the picture of the sign. Tick or circle the right answer.



1. This sign is a yellow triangle. What does it mean?

a) Watch out, wet floor

b) Time to go home

c) You must slip

2. This sign has the word DANGER. What should you do?



a) Go closer to look

b) Stay away

c) Touch it

3. Fill in the Missing Words



Word Bank:

safe watch blue danger

1. A yellow triangle sign means you must _____ out.



2. A green sign shows us how to stay _____.





3. A _____ sign means you must do what it says, like wearing a hat.



4. A sign with a black top and red oval means _____.

Answer Key

1. Match the Colours 🎨

1=d, 2=a, 3=b, 4=c

2. What Do These Signs Mean? 🛑

- a) Watch out, wet floor
- b) Stay away

3. Fill in the Missing Words 📝

Answer:
watch

Answer:
safe

Answer:
blue

Answer:
danger