Cambridge Primary Mathematics 1

Worksheet 2

Name: _____ Date: _____ Class: _____

Part 1. Draw lines to match the ordinal number with the ordinal number word.

first	second	third	fourth	fifth
3rd	4th	1st	5th	2nd
8th	6th	10th	7th	9th
sixth	seventh	eighth	ninth	tenth

Part 2. Label the cars from 1st to 5th.



4th 5th 3rd 1st 2nd

LIVEWORKSHEETS

Part 3. Write the ordinal number of the coloured object in each row.



Part 4. Write the number sentence for each story.

(a)



LIVEWORKSHEETS

(b)



(c) Sam has 5 eggs. Mum has 5 eggs. How many eggs do they have altogether?

Part 5.

Complete this addition wall.

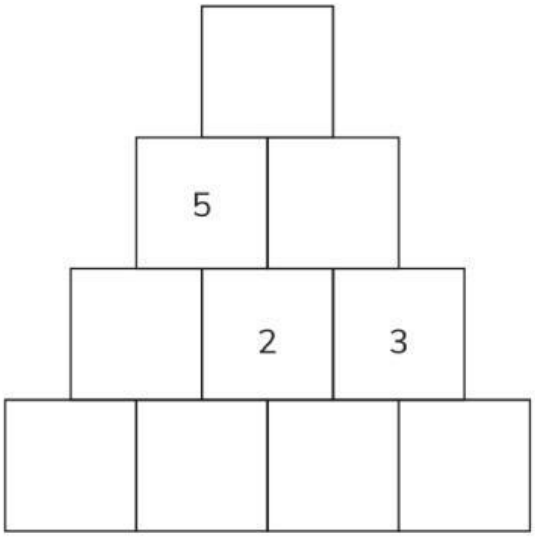

Complete this subtraction wall.

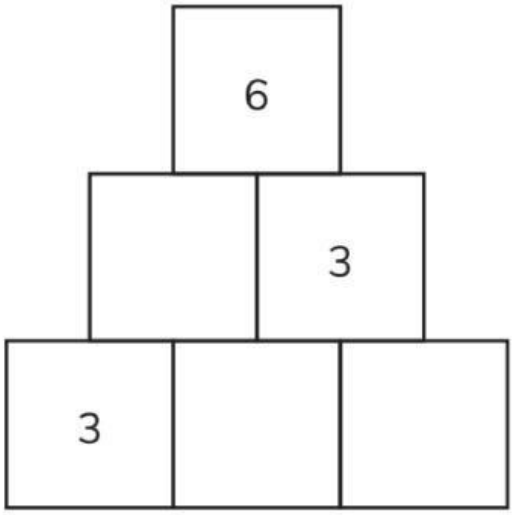

Part 6. Read and colour.

(a) Colour the right car orange.



LIVEWORKSHEETS

(b) Colour the left car green.



(c) Colour the shape between circles red.

(d) Colour the shapes below the squares blue.

(e) Colour the shape above the triangle yellow.

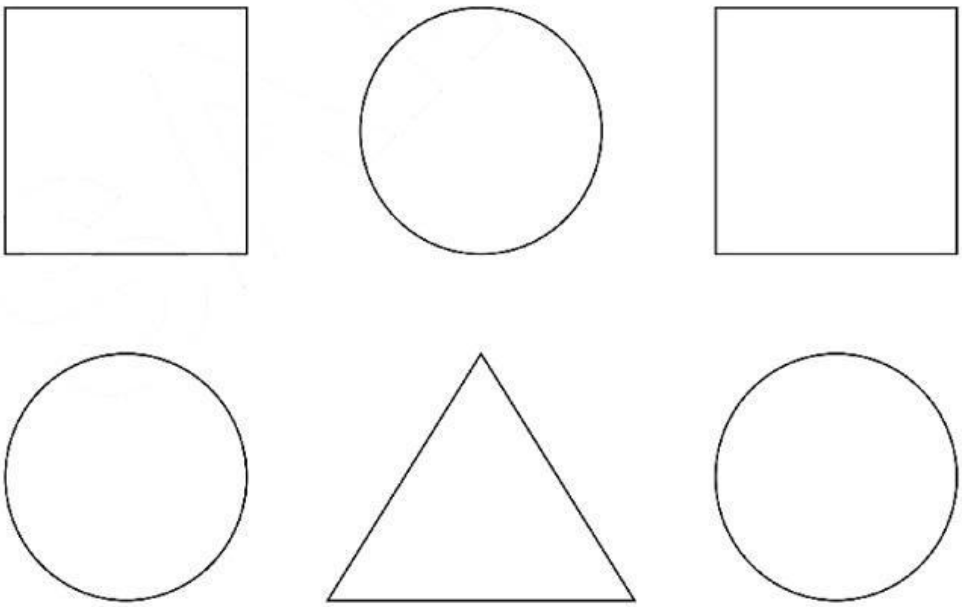

(f) Colour the cat to the left of the 4th cat red.



(g) Colour the cat to the right of the 1st cat yellow.



LIVEWORKSHEETS

Part 7. Sort these animals into the 2 sets by writing the letters in the correct circle.



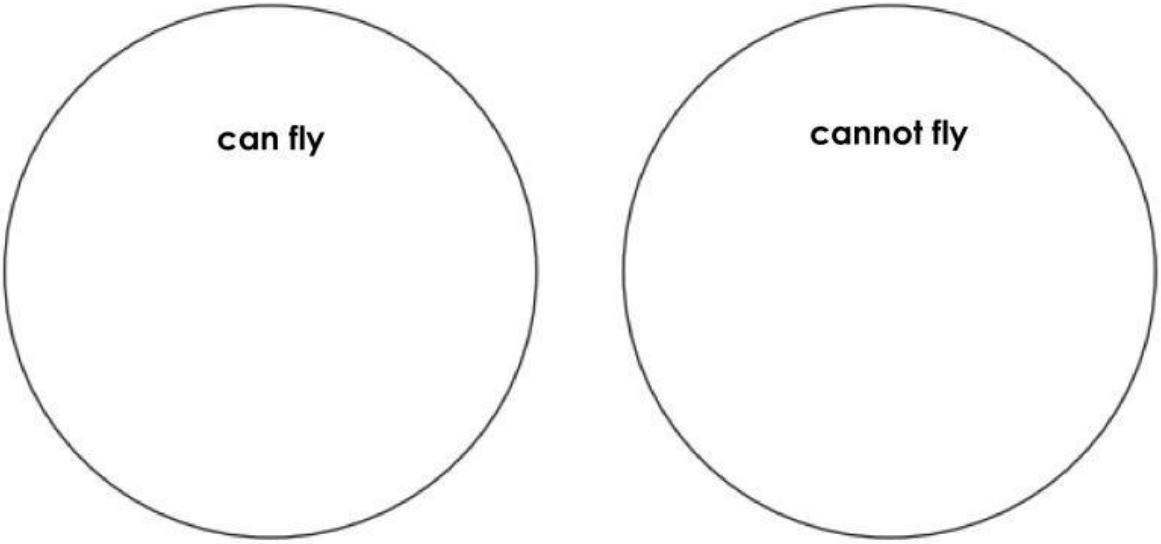

1. How many animals can fly? .....
2. How many animals cannot fly? .....
3. How many animals are there altogether? .....
4. Complete the sentence:

the same	more	fewer

There are ..... animals that can fly than animals that cannot fly.

__ THE END __

LIVEWORKSHEETS