Lesson 12-1

Additional Practice

Name _____

Review

You can compare the lengths of objects.

Circle the longest pencil.

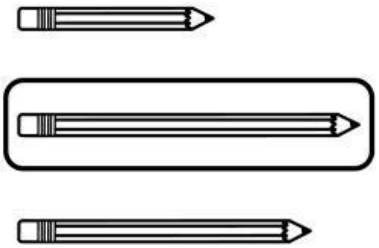

Make sure the pencils' ends are lined up to compare the lengths.

1. Circle the longer paintbrush.

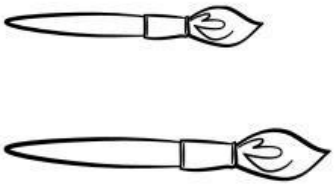

2. Alton and Myron are using markers to draw. Alton is using a shorter marker than Myron. Circle Alton's marker.

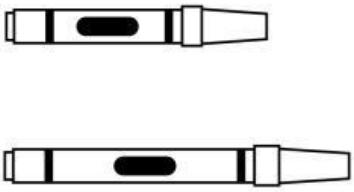

This material may be reproduced for licensed classroom use only and may not be further reproduced or distributed.

Copyright © McGraw-Hill Education

LIVEWORKSHEETS

How can you order the objects by length?
Write A, B, or C.

A



B

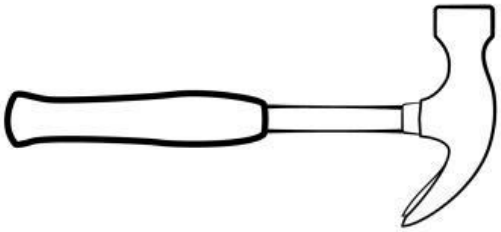

C

3. Which object is shortest?

Object _____ is shortest.

4. Which object is longest?

Object _____ is longest.

5. How can you compare the lengths of the objects?

Object A is shorter than object _____.

Object A is longer than object _____.

This material may be reproduced for licensed classroom use only and may not be further reproduced or distributed.

Copyright © McGraw-Hill Education

Math @ Home Activity

Align the endpoints of kitchen items, such as a fork, spoon, and spatula. Have your child compare the items' lengths. Ask him or her to identify the shortest and longest items and explain his or her reasoning.

LIVEWORKSHEETS