



Beginner Fractions


1. Look at this circle. Split it into two equal parts.



2. Look at this pizza. Split it into four equal parts.



3. Look at this square. Split it into two equal parts.



4. Look at this rectangle. Split it into four equal parts.

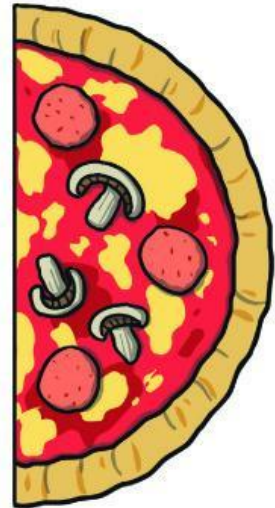




5. Complete the statement:

What does equal mean?



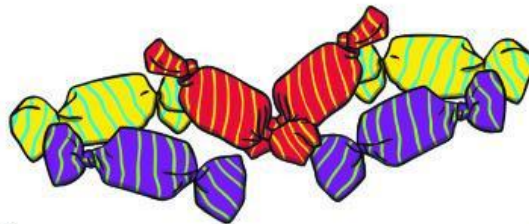
Equal means the _____ amount.

6. Use the words **half** or **quarter** to label the pizzas.

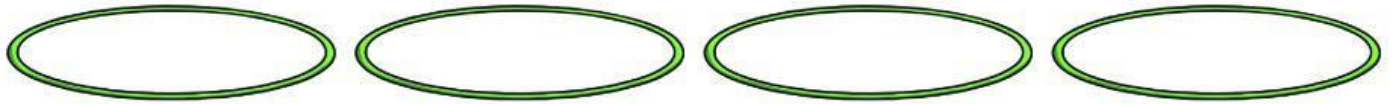
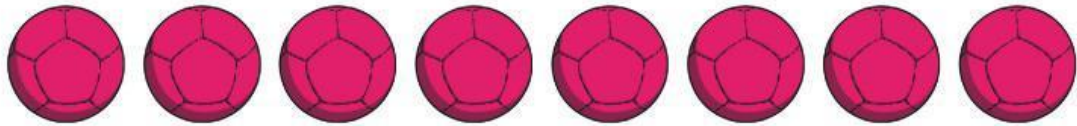




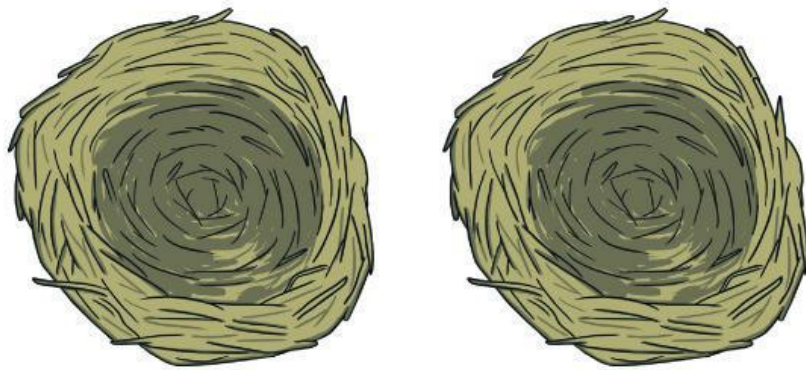
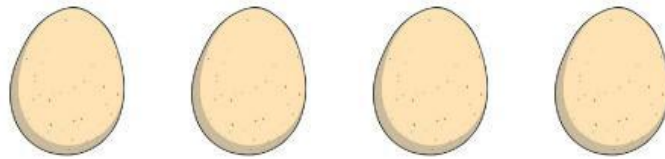
7. Share the candies so that each bag has an equal amount.



8. Share these balls so that each hoop has an equal amount.



9. Share these eggs so that each nest has an equal amount.



10. Share these fish so that each bowl has an equal amount.

