
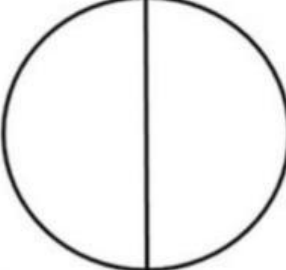

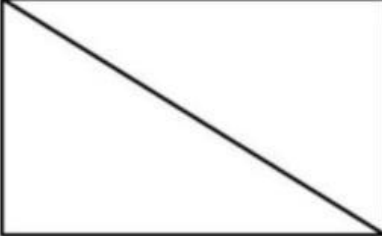







Name: _____

Fractions - Halves and Thirds and Fourths

Directions: Write the word **halves**, **thirds**, or **fourths** under each picture to tell if the shape is split into halves or thirds.

| | | |
|--|---|--|
|  _____ _____ |  _____ _____ |  _____ _____ |
|  _____ _____ |  _____ _____ |  _____ _____ |
|  _____ _____ |  _____ _____ |  _____ _____ |

© www.HaveFunTeaching.com