


Nama:

Kelas:

WORKSHEET 1: RECOGNITION (PENGENALAN)

I Draw a line to match the fruit with its name! (Tarik garis untuk mencocokkan buah dengan namanya!) Circle the thumb up (👍) if you like it, and thumb down (👎) if you don't like it! (Lingkari jempol ke atas jika kamu suka, dan jempol ke bawah jika kamu tidak suka!)



Grape



Orange



Banana



strawberry



Apple




Worksheet 2: Practice (Berlatih)


Fill in the blanks with "like" or "don't like" based on the face emoji!
(Isi titik-titik dengan "like" atau "don't like" berdasarkan emoji wajah!)



A: Do you like mango?
B: Yes, I like mango.




A: Do you like watermelon?
B: Yes, I _____ watermelon.



A: Do you like durian?
B: No, I _____ durian.



A: Do you like pear?
B: Yes, I _____ pear.



A: Do you like rambutan?
B: No, I _____ ramabutan.

Name:

Class:

Worksheet 3: Production (Menghasilkan)

1. Walk around the class and ask 3 of your friends! (Berkelilinglah di kelas dan tanyalah 3 orang temanmu!)
2. Ask them: "Do you like [fruit name]?" (Tanyakan kepada mereka: "Apakah kamu suka [nama buah]?")
3. Write their names and put a tick (✓) or a cross (×) in the table! (Tulis nama mereka dan beri tanda centang atau silang di tabel!)

No	Friend's Name (Nama Teman)	Apple	Banana	Orange	Mango	Grape
1	(Contoh: Budi)	✓	✓	×	×	✓
2						
3						
4						
6						

