EDISON Global Academy
Rawdat Al Hamama

أكاديمية إديسون جلوبال
روضة الحمامة

Islamic Studies Assessment Study Guide

Non-Arabic speakers – level 1- Term 2

موضوعات امتحان مادة التربية الإسلامية لغير الناطقين باللغة العربية

Subject	Topics related	Refer to:
		PowerPoint Presentations will be saved in Teams: General Channel- Files– Islamic studies
	Oral Assessment topics:	**Sourat al Falaq**
	Written Assessment topics:	
Islamic Studies **التربية الإسلامية**	**Topic 1: Eating Etiquette**	**Topic 1:** PPT file name **(Eating Etiquette)** p. 16
	Topic 2: Allah the giver	**Topic 2:** PPT file name **(Allah the giver)** p. 8

LIVEWORKSHEETS

	Topic 3: Five pillars of Islam **Topic 4: Muhammad's PBUH lineage** **Topic 5: Suret Al falaq**	**Topic 3:** PPT file name (**Five pillars of Islam)** p. 19 **Topic 4:** PPT file name (**Muhammad's PBUH lineage)** p. 52 **Topic 5 :** PPT file name (**: Surat Al Falaq)** Students book p. 65 **Student book link:** Call to Faith Pupil's Book Level 01 **Activity book link:** Call to Faith Activity Book Level 01

Teacher	Coordinator	Deputy Principal
Rand	Dima	Mr. Malik Ali Gaffar

LIVEWORKSHEETS

2025-2026
Non- Arabic Speakers

Name:		**Date:**
Subject: Islamic Studies	**Topic:** Eating Etiquette- Allah the giver - Muhammad's PBUH lineage- The 5 pillars of Islam- Surat Al falaq	**Term 2 : Practice worksheets Yr 1**
LO: To Apply previously learned knowledge		

Topic 1: Eating Etiquette

Q1. Write the appropriate caption for eating Etiquette under each picture.

Say Bismillah

Wash your hands

Don't criticize food

Topic 2: Allah the giver

Q2. Fill in the blanks.

Thank	food	health
Hearing	seeing	gives

a. I ----------Allah for the bounties of ----------

and----------

b. I thank Allah who gives me----------, provides me with ----------

LIVEWORKSHEETS

2025-2026
Non- Arabic Speakers

Name:		**Date:**
Subject: Islamic Studies	**Topic:** Eating Etiquette- Allah the giver - Muhammad's PBUH lineage- The 5 pillars of Islam- Surat Al falaq	**Term 2 : Practice worksheets Yr 1**
LO: To Apply previously learned knowledge		

Q3. Name 3 blessings that Allah has given us that help us to live.

Tpoic 3: 5 Pillars of Islam:

Q4. Write the Pillars of Islam.

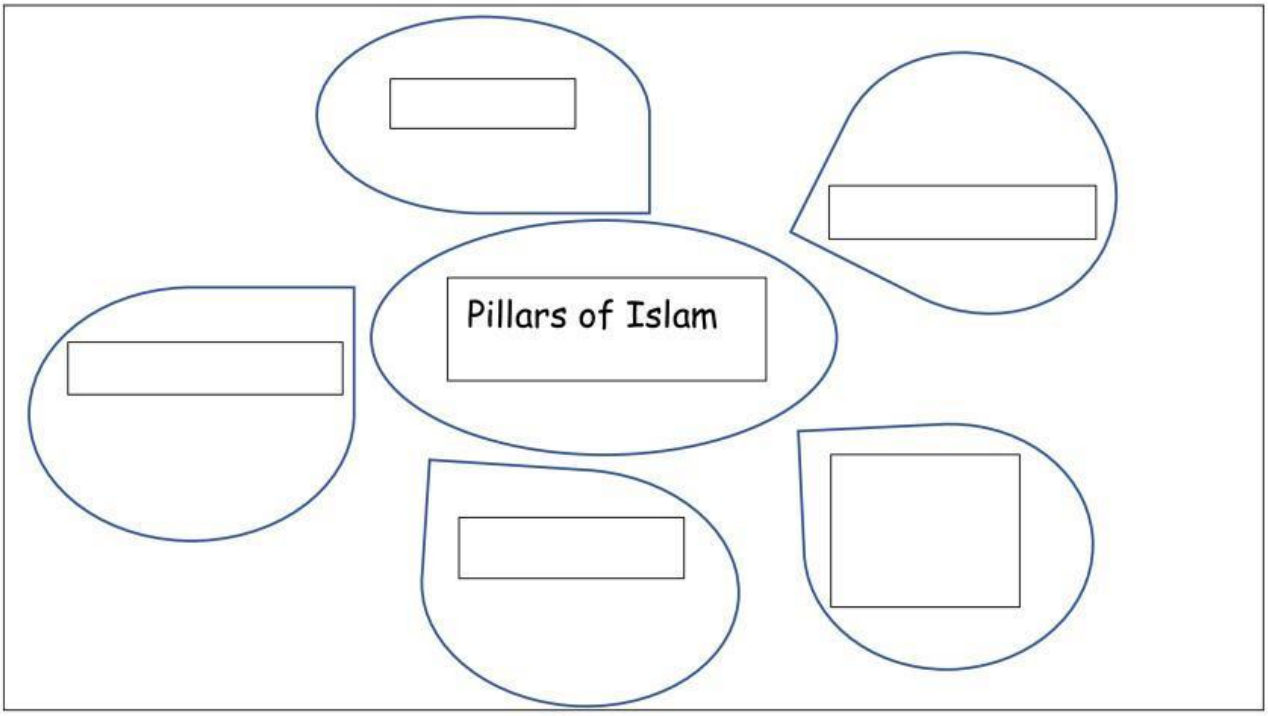

LIVEWORKSHEETS

2025-2026
Non- Arabic Speakers

Name:		**Date:**
Subject: Islamic Studies	**Topic:** Eating Etiquette- Allah the giver - Muhammad's PBUH lineage- The 5 pillars of Islam- Surat Al falaq	**Term 2 : Practice worksheets Yr 1**
LO: To Apply previously learned knowledge		

Q5. Mention *Good manner* or *Bad manner* in front of each picture.

--- ---

Topic4: Muhammad's PBUH lineage:

Q6. Complete the following about *Prophet Muhammad PPBUH.*

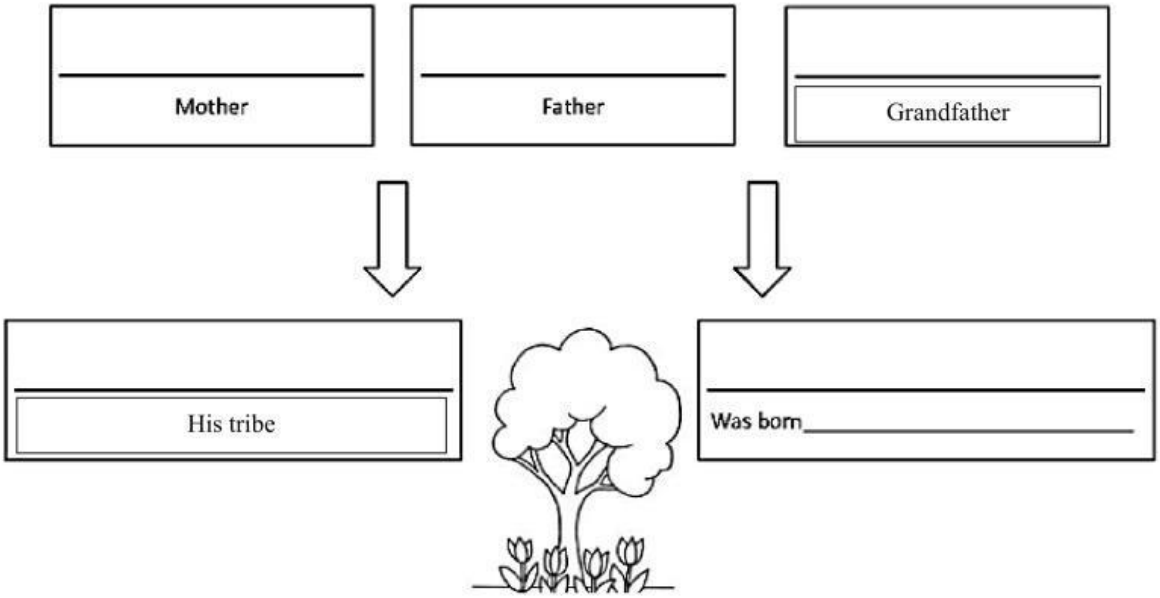

LIVEWORKSHEETS

2025-2026
Non- Arabic Speakers

Name:		**Date:**
Subject: Islamic Studies	**Topic:** Eating Etiquette- Allah the giver - Muhammad's PBUH lineage- The 5 pillars of Islam- Surat Al falaq	**Term 2 : Practice worksheets Yr 1**
LO: To Apply previously learned knowledge		

Q7. Fill in the blanks.

He was born in the year of ----------
On the -----th of ----------



Key words
Makka

12
Rabee' Al Awal

Elephant

Halima

Abu taleb

He was born in ---------- (place)
His father's uncle is ----------
His nursing mother's name is ----------

LIVEWORKSHEETS

2025-2026
Non- Arabic Speakers

Name:		**Date:**
Subject: Islamic Studies	**Topic:** Eating Etiquette- Allah the giver - Muhammad's PBUH lineage- The 5 pillars of Islam- Surat Al falaq	**Term 2 : Practice worksheets Yr 1**
LO: To Apply previously learned knowledge		

Topic 5: Suret Al falaq

Q8. Fill in the missing word using the correct word in the word bank.

Bismillahi Arrahman Arrahim

Qul Auzu birabbi……..
Min sharri ma …….
Wa min shrri ghasiqen Iza …….
Wa min sharri annafasati fi…….
Wamin sharri hasiden iza …….

Word bank:

Khalaq – al falaq – waqab- aluqad- hasad

Q9. Fill in the missing word

- I learned from Surat Al Falaq……..

LIVEWORKSHEETS