Giving Directions
The Simpsons -
Homer Uses a GPS
Elementary A2
MINJI TOWN
Enjoy Learning English
LIVEWORKSHEETS

Warm Up

1) Do you live in a house or in an apartment?

2) Which places can you go walking from your home?

3) Which places do you need to use the car / public transport?

MINJI TOWN
Enjoy Learning English

LIVEWORKSHEETS

Vocabulary

1) Match the words with their pictures.

next to - brake - turn left - turn right - traffic jam - go straight ahead

MINJI TOWN
Enjoy Learning English
LIVEWORKSHEETS

Watching and Understanding

1) While you watch, say if the statements are true or false:

☐ Homer is stuck in a traffic jam.
☐ Homer knows the directions.
☐ Homer uses a GPS.
☐ Homer's brakes are working well.
☐ Homer is a good driver.

MINJI TOWN
Enjoy Learning English
LIVEWORKSHEETS

2) Watch again and complete the gaps.

GPS: Turn _____.
Homer: You're the _____!
GPS: Turn left. Don't look at me. Look at the _____!
Homer: Yes, dear.
GPS: In 50 _____ ago, you turned without signaling.
Homer: Oh.
GPS: Turn left into Garbage _____.

3) Homer is not a safe driver. What do we need to do to drive safely?

4) Are you good at following GPS instructions?

MINJI TOWN
Enjoy Learning English
LIVEWORKSHEETS

Functional Language: Giving Directions

1) Look at the map, read the conversation, and answer:

Where do they want to go?

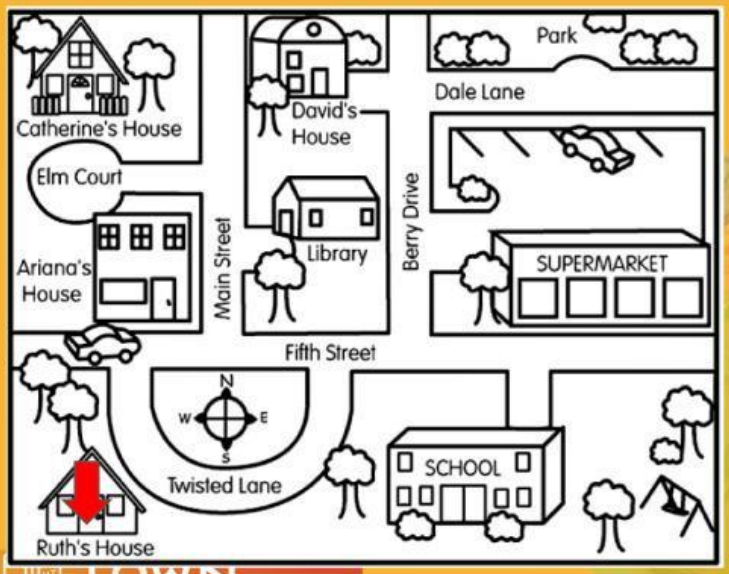

MINJI TOWN
Enjoy Learning English
LIVEWORKSHEETS

Conversation 1

A: Excuse me, can you tell me where the _____ is?

B: Sure! Go straight ahead. Turn right on Fifth Street. The _____ is in front of the playground.

A: Thank you!

B: You're welcome.

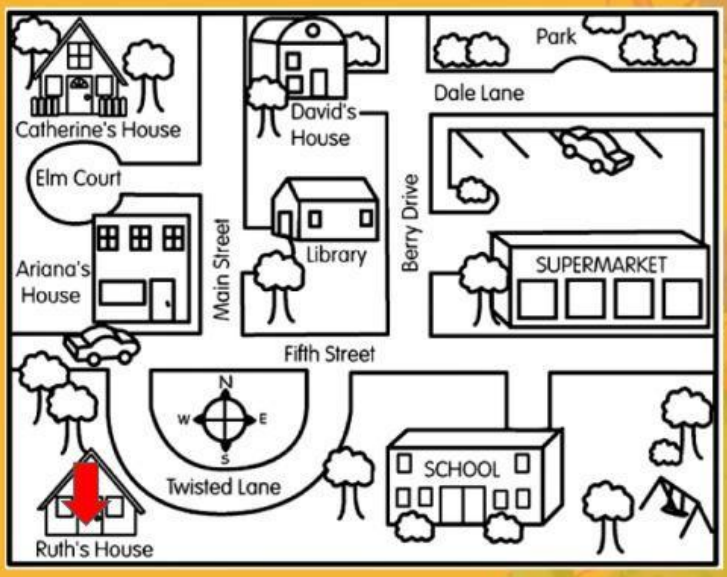

MINJI TOWN
Enjoy Learning English
LIVEWORKSHEETS

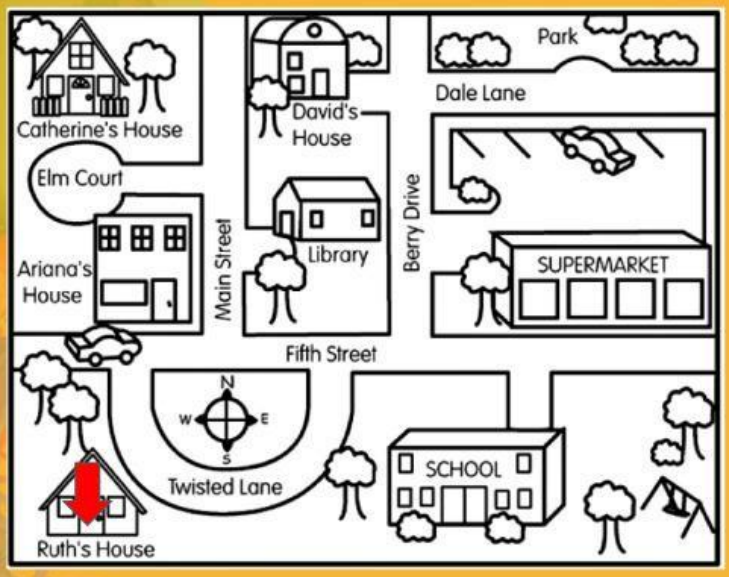

Conversation 2:

A: Hello. I'm looking for the _____. Can you help me?

B: Of course. Go straight ahead, turn right on Fifth Street, and then turn the first left on Main Street. The _____ is on your right.

B: Thank you!

A: No problem. Have a good day!

MINJI TOWN
Enjoy Learning English
LIVEWORKSHEETS

3) Put the following conversations in order:

A)

Sure! It's just a few blocks away. Go straight ahead and turn left. You'll see the library on your right.
You're welcome.
Excuse me, could you please tell me how to get to the library?
Thanks a lot!

MINJI TOWN
Enjoy Learning English
LIVEWORKSHEETS

B)

- [ ] Yes, sure! Walk straight down this street and turn right. The coffee shop will be on your left.
- [ ] Thank you so much!
- [ ] Anytime. Enjoy your coffee!
- [ ] Hello! I'm looking for the nearest coffee shop. Can you help me?

C)

- [ ] Thank you very much!
- [ ] Excuse me, do you know how to get to the nearest gas station?
- [ ] No problem. Drive safe!
- [ ] Yes, I do. Go straight down this road and turn right. The gas station will be on your left.

MINJI TOWN
Enjoy Learning English
LIVEWORKSHEETS

4) Underline the questions people used to ask directions.

5) Highlight the ways they use to say "You're welcome".

6) Now, open Google Maps, choose a location, and explain how to get to certain places. Here are some sample questions you can use:

- Could you please tell me how to get to the _____?
- I'm looking for the _____. Can you help me?
- Do you know how to get to the _____?
- Excuse. Can you tell me where the _____ is?

MINJI TOWN
Enjoy Learning English
LIVEWORKSHEETS

Congratulations!

MINJI TOWN
Enjoy Learning English

LIVEWORKSHEETS