COLEGIO BILINGÜE NUESTRA SEÑORA DEL ROSARIO – BOGOTA
SCIENCE AREA - STATES OF MATTER AND CHANGES

1. Identify each state of matter according to the organization of its particles



_____ _____ _____

2. Drag the figures found in the table below to classify the states of matter.

SOLID	LIQUID	GAS

3. Drag the figures found in the table below to complete the diagram according to the state changes.

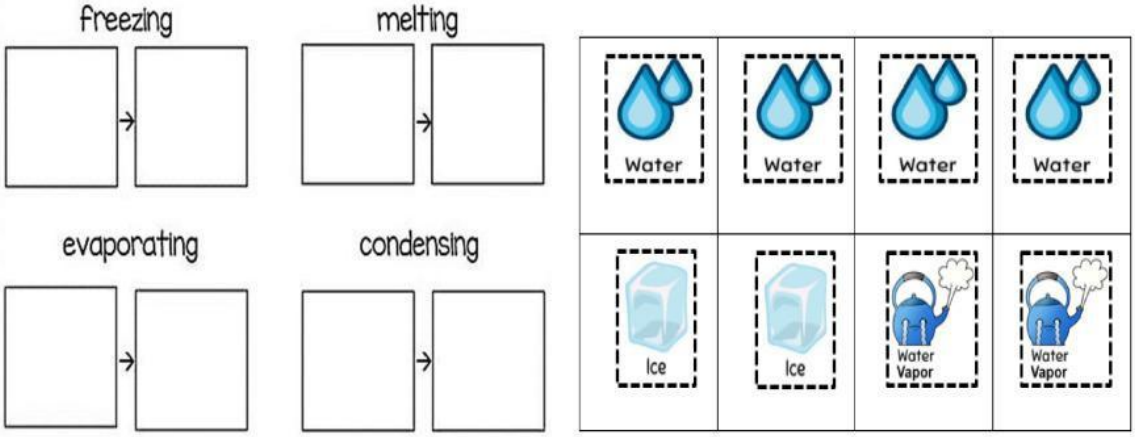

LIVEWORKSHEETS

4. Changes in the states of matter occur when there is an increase or decrease in temperature. Match each arrow with the corresponding change: **HEATED OR COOLED**.

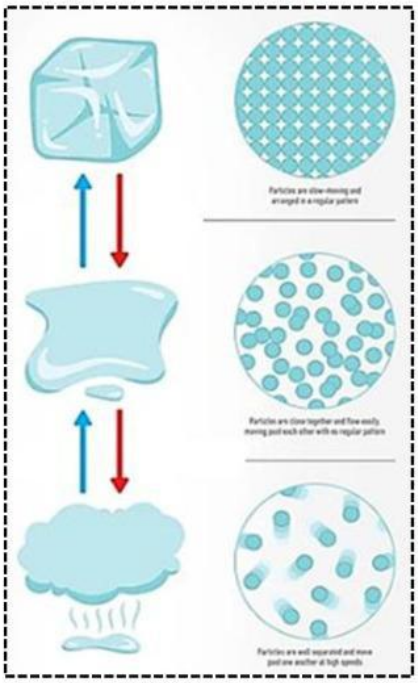

HEATED OR COOLED

_____

_____

Then look at the picture, read the sentences and complete them.

ICE turns into WATER when is _____

WATER VAPOR turns into WATER when is _____

WATER turns into ICE when is _____

WATER turns into WATER VAPOR when is _____

5. Identify and label the following changes in states of matter.

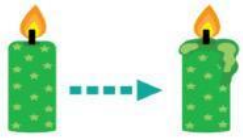

_____

_____

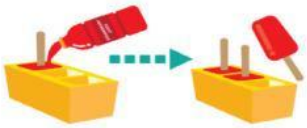

_____

_____

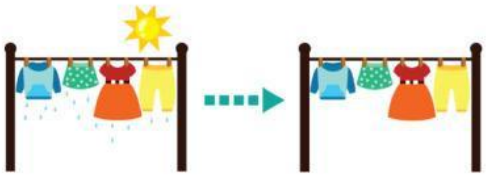

_____

LIVEWORKSHEETS

6. **Read each of the statements carefully and decide whether they are true or false.**

When a solid changes to a liquid, it is called melting.

☐ True ☐ False

The particles in gas are packed tightly together.

☐ True ☐ False

Solids take the shape of the container that they are in.

☐ True ☐ False

Liquids take the shape of the container that they are in.

☐ True ☐ False

When a solid reaches its melting point, it becomes a liquid.

☐ True ☐ False

Condensation is when gas turns into a liquid.

☐ True ☐ False

When heated, chocolate changes into a solid.

☐ True ☐ False

When you heat ice, it becomes a liquid.

☐ True ☐ False

LIVEWORKSHEETS