

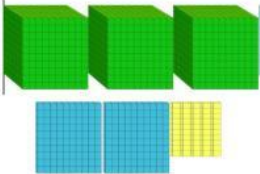

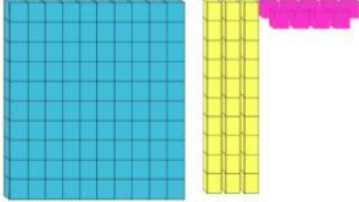


NAME: \_\_\_\_\_

**EVALUATION**

I. Complete the table by naming the fractions and decimals represented by the shaded parts of the grids and the Base-10 Blocks.

Grids/ Base-10 Blocks	Fractions	Decimals
1. 		
2. 		
3. 		
4. 		
5. 		

$1 \frac{39}{100}$	.28	$32 \frac{5}{10}$	4.2	$\frac{76}{100}$
1.39	.76	$4 \frac{2}{10}$	32.5	$\frac{28}{100}$