1. Escribe las siguientes fracciones:

Dos quintos		Ocho cuartos		Trece medios	
Tres octavos		Nueve séptimos		Quince cuartos	
Cuatro medios		Diez quinceavos		Seis sextos	
Cinco sextos		Once novenos		Diez quintos	
Seis tercios		Cinco doceavos		Cuatro sextos	
Siete décimos		Ocho tercios		Nueve octavos	

3. Escribe como se leen las siguientes fracciones:

$\frac{2}{3}$ _____ $\frac{5}{6}$ _____ $\frac{1}{3}$ _____ $\frac{1}{2}$ _____

$\frac{4}{5}$ _____ $\frac{3}{4}$ _____ $\frac{7}{8}$ _____ $\frac{2}{10}$ _____

_____

3. ESCRIBO la fracción correspondiente a la parte pintada.

_____ _____ _____ _____

LIVEWORKSHEETS

2. Escribe las fracciones que representan las regiones pintadas.

a)

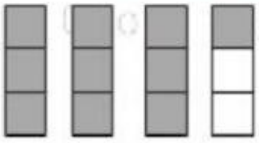

Fracción: ___

Se lee: _____

b)

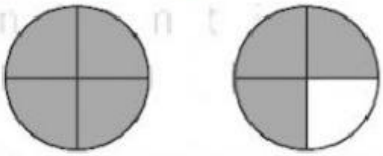

Fracción: ___

Se lee: _____

c)



Fracción: ___

Se lee: _____

d)

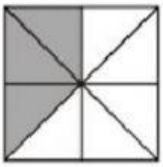

Fracción: ___

Se lee: _____

---

1. Primero, escribe la fracción que representa la parte coloreada de cada figura. Después, compara y completa.



$\frac{1}{4}$ (<) $\frac{2}{4}$

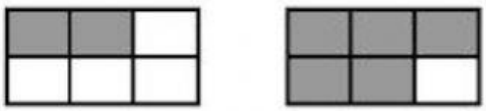

___ ( ) ___



___ ( ) ___

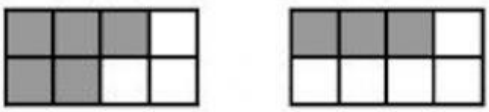

___ ( ) ___

LIVEWORKSHEETS

3. Escribe el signo < o > según corresponda.

$\frac{2}{4}$ ◯ $\frac{1}{4}$ | $\frac{3}{5}$ ◯ $\frac{3}{6}$ | $\frac{4}{2}$ ◯ $\frac{5}{2}$

4. Escribe la fracción e indica si es propia, impropia o igual a la unidad.

a)



b)

c)

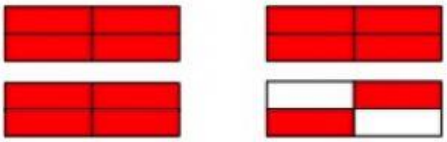

d)

e)

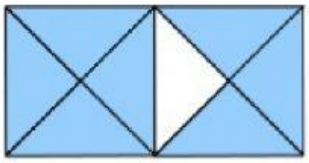

f)

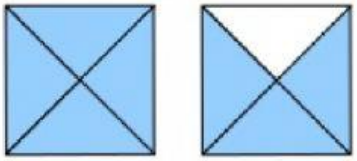

g)

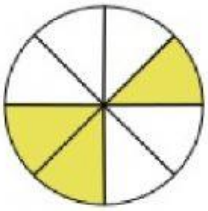

h)

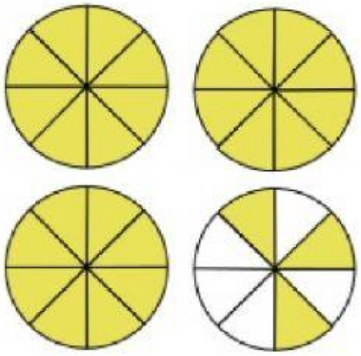

i)

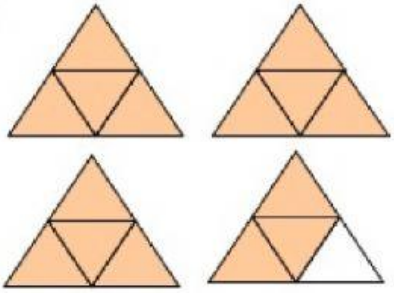

j)

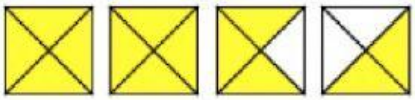

LIVEWORKSHEETS