




# Math

## First Term Pre-Assessment Review Pack

2026





1. Drag and drop the numbers next to its number word.

One

Six

Two

Seven

Three

Eight

Four

Nine

Five

Ten

1

2

3

4

5

6

7

8

9

10





2. Choose the correct number word under each number.

**1**

- a. One
- b. Two
- c. Three

**2**

- a. One
- b. Two
- c. Three

**3**

- a. One
- b. Two
- c. Three

**4**

- a. Four
- b. Five
- c. Six

**5**

- a. Four
- b. Five
- c. Six

**6**

- a. Four
- b. Five
- c. Six

**7**

- a. Seven
- b. Two
- c. Four

**8**

- a. One
- b. Six
- c. Eight

**9**

- a. Seven
- b. Nine
- c. Three

**10**

- a. One
- b. Ten
- c. Three

**11**

- a. One
- b. Two
- c. Eleven

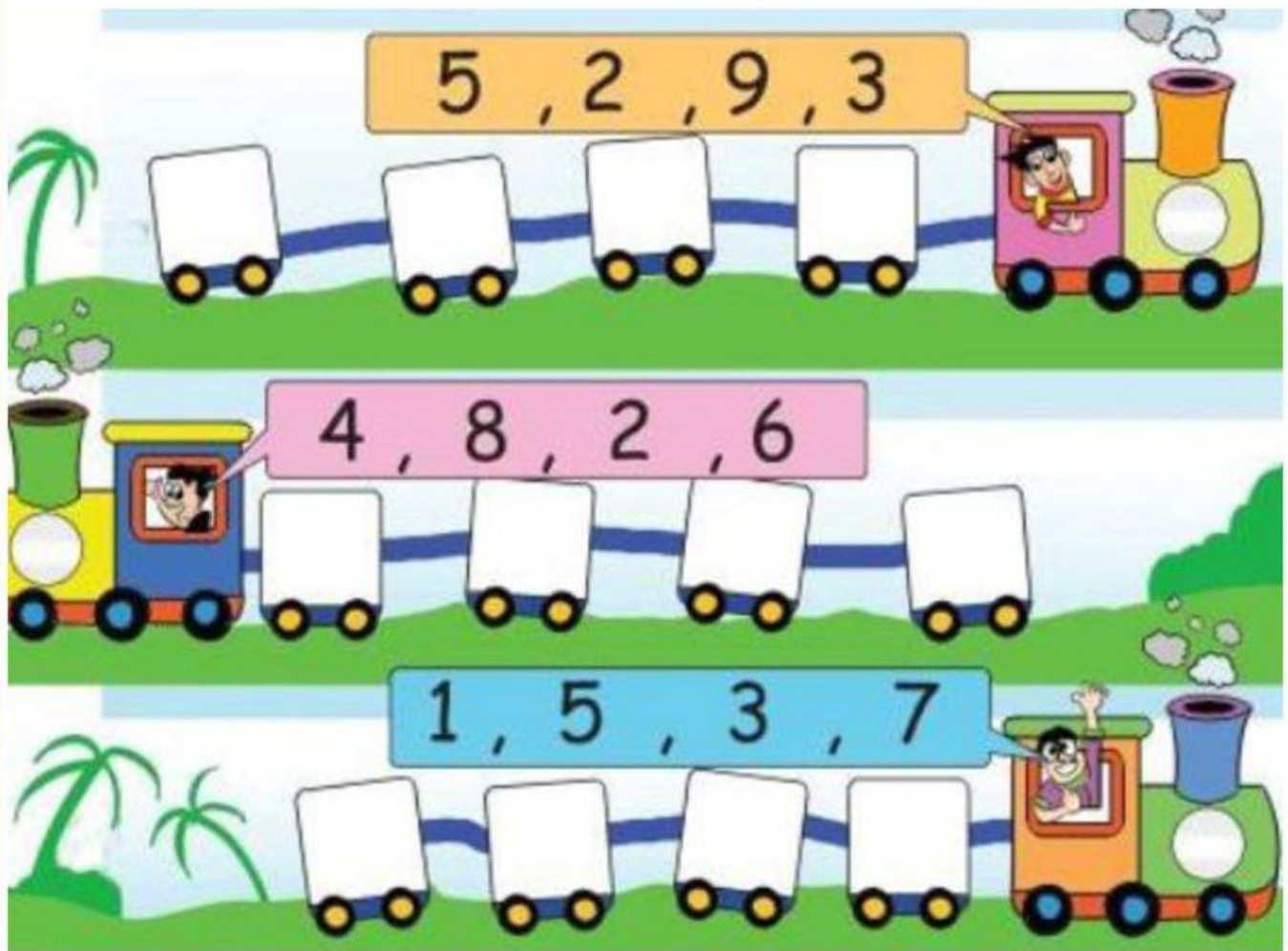
**12**

- a. Twelve
- b. Two
- c. Three





3. Put the numbers in the order from least to greatest.  
(ascending order)





4.Count and match the objects with the appropriate number.



6    5    7    8



3    4    5    6



1    2    3    4



9    8    10    2



9    6    10    2



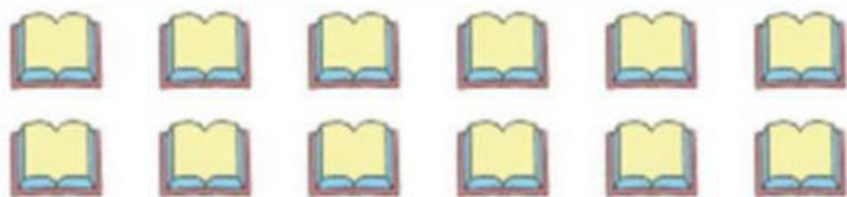
5    2    9    8



10    3    8    2



1    10    5    9



12 13 14 15



11 12 13 14



12 13 14 15



12 13 14 15





5. Press on each speaker and listen. Choose the number that is said.



8 5



11 12



9 10



12 13



9 6



14 15



8 7



19 20



3 2



17 18



4 1



15 16



6 10



18 20



1 9



16 11



2 6









6. Fill in the missing numbers.

|    |    |    |    |    |    |    |    |    |    |
|----|----|----|----|----|----|----|----|----|----|
| 1  |    | 3  |    | 5  |    |    | 8  |    | 10 |
| 11 |    |    |    | 15 |    | 17 |    | 19 |    |
| 21 |    | 23 |    |    | 26 |    |    | 29 |    |
| 31 |    | 33 |    | 35 |    |    | 38 |    | 40 |
|    | 42 |    | 44 |    |    | 47 |    | 49 |    |



7. Choose the correct comparing word to complete the statement.

|   |   |   |
|---|---|---|
|  | is more than ><br>is equal to =<br>is less than < |  |
|  | is more than ><br>is equal to =<br>is less than < |  |
|  | is more than ><br>is equal to =<br>is less than < |  |





7. Choose the correct comparing symbol to complete the statement.

$$10 < > = 8$$

$$7 < > = 4$$

$$7 < > = 2$$

$$8 < > = 8$$

$$2 < > = 5$$

$$6 < > = 3$$

$$4 < > 8$$

$$9 < > = 10$$

$$9 < > = 5$$

$$1 < > = 2$$

$$3 < > = 1$$

$$7 < > = 7$$



8. Choose the correct ordinal number by looking at the table.

|   |   |   |  |   |
|---|---|---|--|---|
|  |  |  |  |  |
| 1st   | 2nd   | 3rd   | 4th  | 5th   |
|  |  |  |  |  |
| 6th   | 7th   | 8th   | 9th  | 10th  |

Tick ( ✓ ) the correct box that shows the position of each object.

|   |   |
|---|---|
|   | <input type="checkbox"/> 1st <input type="checkbox"/> 3rd <input type="checkbox"/> 5th  |
|  | <input type="checkbox"/> 10th <input type="checkbox"/> 6th <input type="checkbox"/> 4th |
|  | <input type="checkbox"/> 1st <input type="checkbox"/> 2nd <input type="checkbox"/> 5th  |
|  | <input type="checkbox"/> 6th <input type="checkbox"/> 3rd <input type="checkbox"/> 8th  |
|  | <input type="checkbox"/> 1st <input type="checkbox"/> 7th <input type="checkbox"/> 5th  |
|  | <input type="checkbox"/> 1st <input type="checkbox"/> 3rd <input type="checkbox"/> 9th  |



9. Choose the proper preposition and drop it under the picture it goes with.



*under      on      in      on*


*in      on      under      in      on*





Behind

In front of



Behind

Between



Behind

Between



Beside or  
Next to

Between

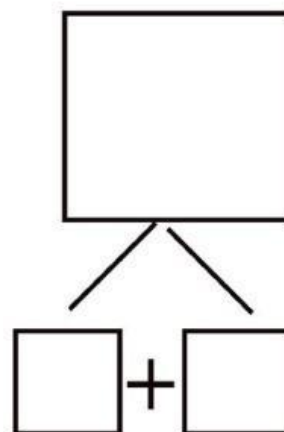

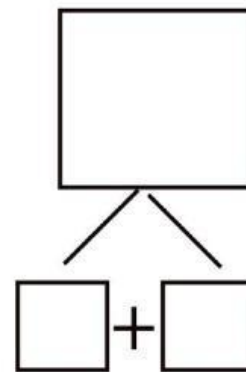
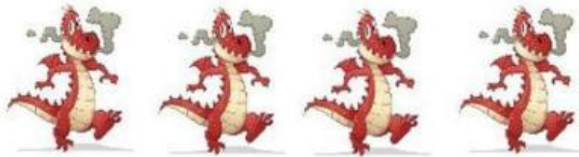
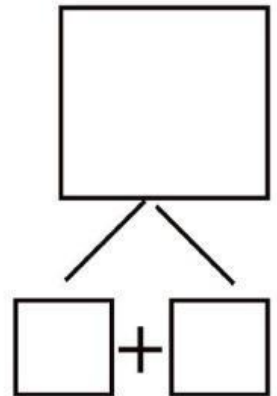
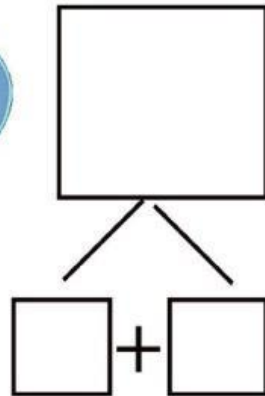


Above

Below

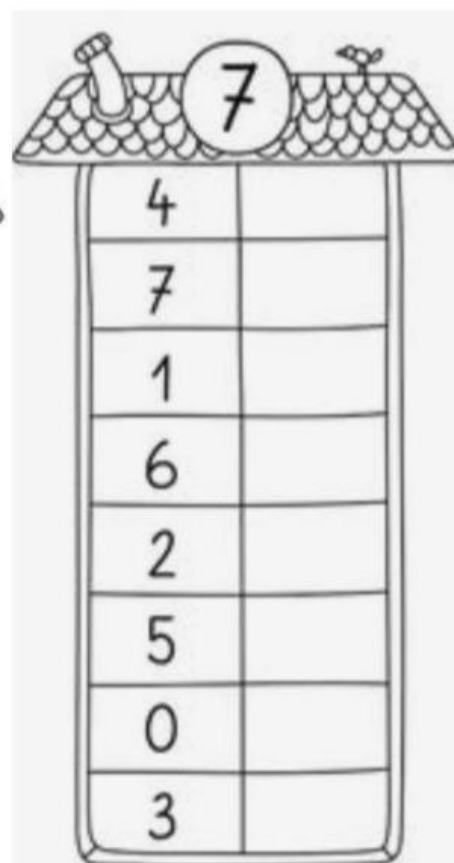
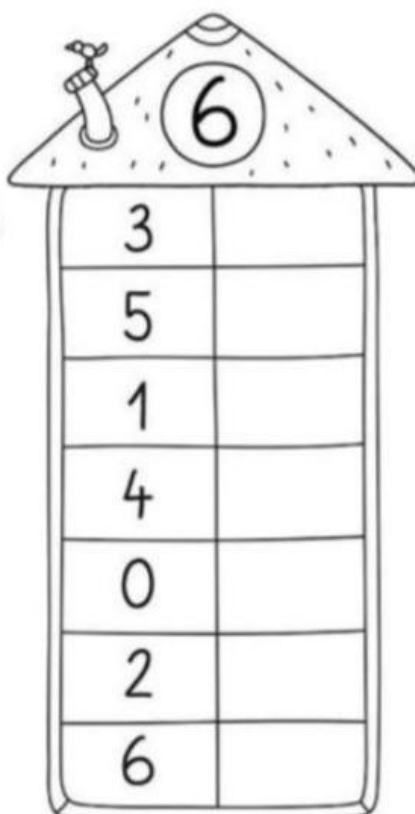
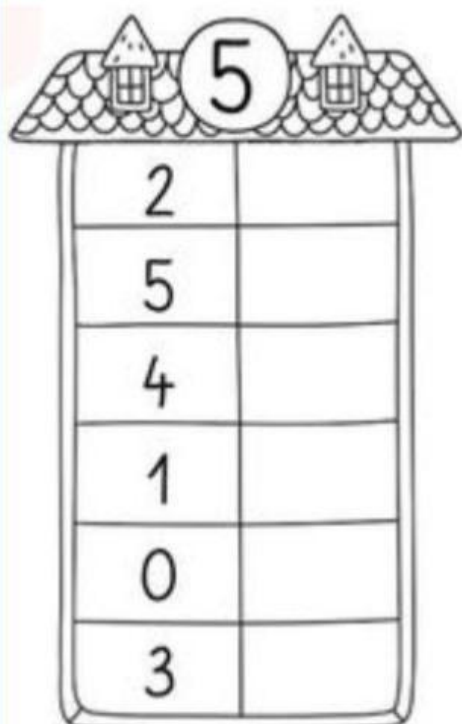
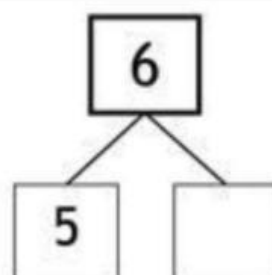
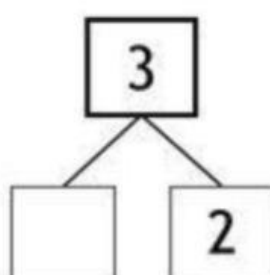
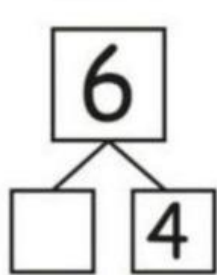

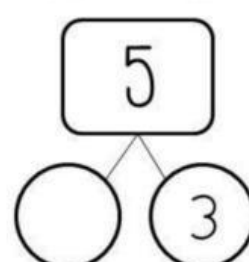
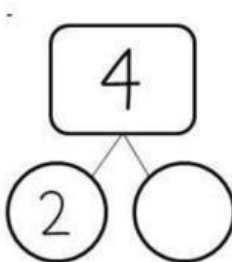
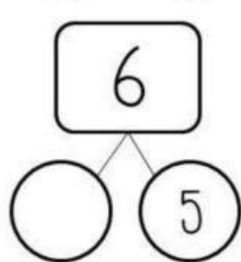
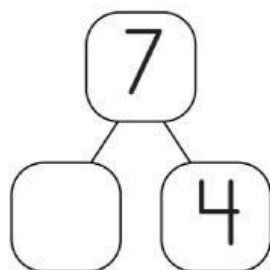


10. Work on number bonds according to the pictures.





11. Work on number bonds using the subtraction tactic.





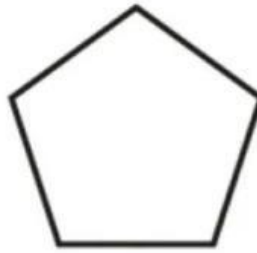


12. Listen and choose the correct 2D (Flat) shape.

1)



2)



3)

