


2 VOCABULARY DIY and repairs, paraphrasing

a Complete the crossword.



ACROSS →

- 1 It's a tool with two shaped ends that you use for tightening or loosening small pieces of metal called nuts.
- 5 It's a tool with a heavy metal head that you use for hitting nails.
- 6 It's a long thin piece of metal that can carry electric currents or you use to tie things.
- 8 It's something you use to climb up, e.g. to paint a ceiling.
- 9 It's an object you could use to stop people from opening a gate.
- 11 It's an object you use for carrying water.
- 13 It's a tool you use for tightening screws.
- 16 It's a tool you use for making holes.

DOWN ↓


- 2 It's a thing you might need to buy if you want to make a piece of furniture, e.g. a table, some shelves, etc.
- 3 They're made of metal and you can put them in a wall to hang pictures on.
- 4 They're used to build walls.
- 7 It's what you use to put paint on, e.g. a wall.
- 10 They're made of metal and you can use them to fix two things together.
- 12 It's what you turn to let water out of a pipe.
- 14 It's a kind of very thick strong string that you use for tying or lifting heavy things.
- 15 They're things you can use to cover the bathroom wall.

b Complete the conversations.

- 1 A This lamp isn't working.
B Hang on. I'll change the light bulb.
- 2 A It's very dark outside.
B Don't worry. I'll take a torch.
- 3 A How do you lock this door?
B You have to pull the handle up.
- 4 A I need to light the candles.
B There's a battery of batteries in the drawer.
- 5 A I've bought some wrapping paper for Mary's present.
B Great! Do we have any Scraps?
- 6 A I need to stick this photo on my application form.
B OK. Here's the glue.
- 7 A How wide is our bedroom window?
B I don't know. Use the tape meter.
- 8 A I want to put up this poster.
B OK. Here are some dregs pegs.
- 9 A How can I tie up this parcel?
B Why don't you use a piece of strap.
- 10 A This plug doesn't work.
B Oh. You might need to change the fuse.
- 11 A Do you have any scissors?
B No, but you can use my pliers.
- 12 A Can you sew on this button?
B OK, but I'll need a needle and thread.

- c Look at the photos. What are the people doing? Complete the sentences with the present continuous form of a verb from the list. Use contractions.

change drill mend put together
put up set up sew stick tie



- 1 They're putting up some shelves.
- 2 She mends her shoelace.
- 3 She drills a hole in the wall.
- 4 He puts together the handle on.
- 5 She sews a button on a shirt.
- 6 They change a tyre.
- 7 He sets up a home cinema system.
- 8 They put together a cupboard.
- 9 He puts up a vase.

- d Answer the questions about you.

- 1 Who does the DIY in your house?

- 2 Which DIY jobs can this person do?

- 3 Have you ever made a piece of furniture? Why / Why not?


- 4 Which tools do you know how to use? Which would you never use?

- 5 What things are there in a 'useful things' drawer in your house?

VOCABULARY FROM READING

Circle the correct word.

- 1 How long will it take for my skin to absorb / apply the cream?
- 2 The museum has removed the painting because they're going to seal / restore it.
- 3 If your boots get wet, stuff / crumple them with newspaper to help them dry more quickly.
- 4 Can you restore / rub my back for me? It's hurting again.
- 5 Don't forget to absorb / seal the envelope before you post the letter.
- 6 Apply / Keep away a layer of sunscreen every two hours when you're out in the sun.
- 7 Don't forget to rub / rinse your hair really well when you've used the shampoo.
- 8 To light a fire quickly, crumple / restore some pieces of newspaper into a ball and put them under the wood.
- 9 Keep away / Place from the edge of the cliff – you might fall.
- 10 Place / Stuff the decorations carefully on top of the cake.



3 PRONUNCIATION consonant clusters

- a 6.3 Listen and write the sentences.

- 1 The new shelves aren't straight.
- 2 _____
- 3 _____
- 4 _____
- 5 _____
- 6 _____

- b 6.3 Listen and check. Then listen again and repeat the sentences.