















Name: _____

Class: _____

7. Listen and tick or cross. There is one example. (one point each)







					
1		<input checked="" type="checkbox"/>	4		<input type="checkbox"/>
2		<input type="checkbox"/>	5		<input type="checkbox"/>
3		<input type="checkbox"/>	6		<input type="checkbox"/>







8. Listen and draw lines. There is one example. (one point each)

1	What has Grandmother got?	a	
2	Where are Sam and Sue?	b	
3	What can Kim do?	c	
4	What can Pat do?	d	
5	What are the children doing?	e	
6	What does Suzy like?	f	


Note: A line is drawn from question 1 to option e (boy blowing bubbles).

9. Listen and circle the picture. There is one example. (one point each)

<p>1 What has Grandmother got?</p>	 
<p>2 Where are Sam and Sue?</p>	 
<p>3 What can Kim do?</p>	 

<p>4 What can Pat do?</p>	 
<p>5 What are the children doing?</p>	 
<p>6 What does Suzy like?</p>	 

10. Look and read. Circle the answer. There is one example. (one point each)



1. What is the woman eating?

an apple / a burger

4. What animal is the girl watching?

the snake / the giraffe

2. What is the snake eating?

a kiwi / a banana

5. What can the boy do?

ride a bike / ride a horse

3. How many snakes are there?

one / two

6. What is the small elephant doing?

swimming / sitting